



**Council for Education Policy,
Research and Improvement**



An Analysis of the Need for New or Expanded Apprenticeship and Workforce Education Programs

DRAFT

December 2004

EXECUTIVE SUMMARY

The primary purpose of this analysis was assessing the need for new or expanded apprenticeship and other workforce training programs. Using the best available data resources, the Agency for Workforce Innovation and the Council for Education Policy, Research and Improvement has identified potential areas of under- and over-supply of training opportunities for all 24 workforce regions in Florida. In addition, the agencies have examined the employment outcomes for program completions from apprenticeship and district and community college programs.

Recommendation

It is the recommendation of these agencies that the enclosed data analysis be used by the regional workforce boards, local education providers, and local economic development organizations, to assess the needs of their region.

- ❑ These organizations should validate these results based on what they know about their region, supplementing it with information on private providers of workforce training.
- ❑ The assessment should consider the long-term view when considering regional needs for training.
- ❑ They should think regionally and consider the contributions of neighboring counties toward meeting the needs of their workforce region.

With careful consideration of this data, AWI and CEPRI believe that regional planning for workforce training opportunities can be improved.

Conclusions

Overall, the supply-demand analysis, workforce needs analysis, and employment outcome analysis has identified interesting trends and results from Florida's workforce training system. Among these are the following:

- ❑ **Potential opportunities exist for program expansion in all regions of state.** A careful analysis of any potential under- and over-supply must consider the size of the gap between openings and completions and whether existing programs have room for expansion or a new program is warranted. The contribution from private providers should also be assessed prior to making plans for program expansion.
- ❑ **A clear gender gap exists in the apprenticeship programs and their related district and community college counterparts.** Only 18 percent of apprenticeship completers were female in 1999-00, but 88 percent of the females were in child care workers programs. College/district program completers are slightly more likely to be female (23 percent). This

gap has a significant impact on the earnings of male and female completers of apprenticeship training.

- *Completers of apprenticeship programs have post-completion earnings exceeding those of district and community college completers, but the gap narrows over time.*

For example, the gap in post-completion earnings between apprenticeship and district/college completers for electrician programs is more than \$2,000 immediately following completion, but narrows to about \$900 after three years.

INTRODUCTION

Legislative Charge

The Agency for Workforce Innovation (AWI) and the Council for Education Policy, Research and Improvement (CEPRI) were directed to conduct a needs analysis for apprenticeship and workforce education programs in House Bill 769. Statutory language in Chapter No. 2004-357 amends s. 1011.83, Florida Statutes, as follows:

The Agency for Workforce Innovation and the Council for Education Policy Research and Improvement (CEPRI) shall conduct a joint study on the need for new and expanded apprenticeship and other workforce education programs within each workforce region. The study shall include all apprenticeship programs registered pursuant to chapter 446, Florida Statutes. A specific emphasis shall be placed upon apprenticeships in construction and educational programs, including, but not limited to, biotechnology, information technology, allied health, or other identified areas of critical need. The Agency for Workforce Innovation and CEPRI shall jointly submit a report of their findings and recommendations by December 31, 2004, to the Governor, the President of the Senate, and the Speaker of the House of Representatives.

Background

The Florida Council for Education Policy, Research and Improvement (CEPRI) has conducted several studies recently on workforce education/apprenticeship programs, particularly on state funding for these programs. These studies highlighted the importance of workforce education programs, which include certificate, associate degree and apprenticeship training, in meeting the needs of Florida's economy.

- ❑ A New Emphasis and Funding Methodology for Adult and Career Education (January 2004)
- ❑ Evaluation of the Role of Community Colleges and School Districts in Apprenticeship Programs (February 2002)
- ❑ Workforce Development Education Cost/Reimbursement Analysis (December 2001)
- ❑ Workforce Development Funding Issues (December 2000)

The Agency for Workforce Innovation (AWI) provides a wealth of information on the workforce needs for the state and for the regions of Florida through their Labor Market Statistics office. Occupational employment projections and wage data are produced annually and forecast the future employment levels for specific industry and occupational categories in Florida. The most recent employment projections are through 2011. The employment projections provide information on growth rate as well as annual openings. The educational training required for the occupations is also provided from both a federal list and from the Florida Department of Education. These data are

produced for the state, for the 24 workforce regions, and for counties with employment greater than 100,000.

Policy Issues

A skilled workforce is critical to Florida's ability to remain competitive in a global, knowledge-based economy. Congruence between the needs of Florida's employers and the skilled training provided by Florida's education providers is essential for meeting the economic and workforce development needs of the State. The need for skilled workers in Florida will be significant. Among the fastest growing jobs, most require at least one year of postsecondary training.

Florida is among the nation's leaders in the availability of data to assess the supply of and demand for skilled workers. Through the Agency for Workforce Innovation's labor statistics and the Department of Education's student databases, the tools for an analysis of workforce needs are readily available.

Assessing the state's current capacity to meet workforce needs requires that the following policy questions be examined:

- 1) By overall state and workforce region, what occupations have the fastest growth and most annual openings among those that require long-term on-the-job training or one to two years of postsecondary training in a certificate or associate degree program? What is the demand for programs in construction, biotechnology, information technology and allied health?
- 2) Of these occupations, does the occupation qualify by state or regional criteria as a high-wage, high-skill occupation? If not, does a critical need for this occupation exist (as evidenced by a significant number of annual openings)?
- 3) Of these occupations, can an apprenticeship training program be used to provide the skills training?
- 4) For these occupations, what skilled training is available by public and private providers for occupations of critical need or those meeting the high wage, high skill criteria? Do these training opportunities meet the local training needs?

In addition to the supply and demand analysis, the agencies sought to examine the long-term employment outcomes of completers of apprenticeship programs compared to certificate programs in districts and colleges. Apprenticeship programs are industry-sponsored programs that provide a workforce training program that includes on-the-job training experience combined with related training instruction in the classroom. The apprenticeship sponsor may be provided with assistance from community colleges or school districts in their training programs. In comparison, certificate programs at colleges and districts only provide a classroom training component. For comparison of these two types of programs, the following policy questions were examined:

- 5) For occupations in which both apprenticeship training and certificate/degree programs are provided in the state, how do the immediate and long-term employment outcomes differ for the two types of training?

- 6) What is the value-added of the program completions by type of program, as measured by the pre-completion employment outcomes and the post-completion outcomes?

Data Sources and Methodology

Addressing policy questions 1 through 4 required an analysis of the employment projections of the Agency for Workforce Innovation's Labor Market Statistics office and the programs offerings and completions in programs which train for the occupations. Employment projections are available by the twenty-four workforce regions through 2011. AWI and CEPRI focused on occupations requiring long-term on the job training or postsecondary education of up to two years and/or those occupations for which apprenticeship training is possible. A snapshot of each workforce region was produced that identified the following:

- ❑ Occupations that currently have training programs either in apprenticeship or workforce education programs offered by public and private providers along with an estimate of the local production of trained workers for those occupations.
- ❑ Occupations for which no training is currently provided regionally.
- ❑ High skill, high wage occupations and those of critical need to state for which no training opportunities currently exist, using procedures and definitions developed by the Workforce Estimating Conference (Florida Statutes s. 216.136 (9)).

For policy questions 5 and 6, the employment outcomes of programs completions from district and college programs and apprenticeship programs was tracked using unemployment wage database records. The Florida Department of Education provided data on student demographics, program completions, study demographics and employment wages for district, college and apprenticeship programs.

SECTION 1

Supply and Demand Analysis of Florida's Skilled Workforce

A comprehensive review of the workforce training needs and the programs, enrollments, and completions in related training programs was possible using the data from the Agency for Workforce Innovation's Labor Market Statistics and the Florida Department of Education's databases on public and private certificate and degree programs. This analysis examines whether there is unmet demand for skilled workers in each of Florida's twenty-four workforce regions.

Methodology

An estimate of "unmet demand" for trained workers in certain occupations was calculated by compiling data on the *demand for workers requiring workforce training* (projected average annual openings through 2011) and the *supply of skilled workers* (program offerings, enrollments, and completions from district, community college and private programs, including apprenticeship). The occupations examined were limited to those on the regional targeted occupations lists that require long-term on-the-job training through a two-year degree program. The data used in this analysis included:

- ❑ **Workforce Demand**
 - Occupational employment projections through 2011 for Florida's twenty-four workforce regions, mean wages for 2004, and whether the occupations were in an Enterprise Florida, Inc. Key Sector
 - Data Source: Agency for Workforce Innovation
- ❑ **Workforce Supply**
 - Number of workforce training programs, program enrollments, and program completions, offered by district, college, apprenticeship, and/or private providers.
 - Data Source: Florida Department of Education

Data Limitations

Several limitations to this methodology and the data sources should be noted:

1. This analysis represents a snapshot of program completions in 2003-04 from public providers of workforce training. Variations in the number of completions may occur from year to year.
2. Data on program completions from private providers of workforce training is not included. There is a lack of reliable and complete information on the program completers from these programs.
3. Many of the program completions from the district, college and private programs may not be entering the workforce to fill the projected annual openings. Some of the reported completion may represent training being sought by incumbent workers who are already employed in the field.

4. Finally, there is no reliable estimate of the number of positions being filled by persons trained in other states for the annual openings.

Supply and Demand for Skilled Workers

An assessment of the need for new programs required a calculation of “unmet demand” based on the number of program completions and the average annual openings for targeted occupations in each of the 24 workforce regions. To quickly summarize this calculation of “unmet demand”, a color-coded summary grid of all occupations targeted in at least one workforce region was developed. **Table 1** displays this color-coded summary of the “unmet demand” for skilled workers by occupation and workforce region (see Appendix A). The occupations are sorted by the industry (construction, health, education, information technology, critical need, and all other targeted). This grid may be interpreted using the following summary:

- Potential Over-supply of Training Opportunities – **BLUE**
 - Blue areas indicate that *program completions exceed average annual openings* in the workforce region.
 - Light blue shading: +1 to +19 over-supply
 - Dark blue shading: +20 or more over-supply
- Potential Under-supply of Training Opportunities – **RED** and **PURPLE**
 - Red cells identify areas in which *at least one training program exists* and *average annual openings exceed program completions*.
 - Pink shading: -1 to -19 under-supply
 - Dark red shading: -20 or more under-supply
 - Purple cells identify areas in which *no training program is offered* and *average annual openings exceed program completions*.
 - Medium purple shading: 1 to 19 openings, no program
 - Dark purple shading: 20 or more openings, no program

A review of these targeted industries reveals areas of under- and over-supply that should be examined when seeking to expand workforce training opportunities. However, there is ***one note of caution when reviewing this summary. Completions from private providers of training are not included. Also, completers from public and private four-year universities are filling many of the annual job openings for these occupations.*** For example, a large percentage of registered nurses in Florida come from four-year bachelor’s degree programs. Therefore, workforce supply will be underestimated for many occupations.

The trends displayed in Table 1 table are summarized by occupation areas below:

Construction occupations

- ❑ Thirty six occupations are targeted in at least one workforce region.
 - 16 of which are targeted in all 24 regions.
- ❑ Many construction occupations may currently have a shortage of workers trained to fill the projected job openings. Some of the occupations that should be reviewed based on a potential under-supply of workers in several workforce regions are:
 - Construction managers,

- Electrical and electronic engineering technicians,
- Surveying and mapping technicians,
- Carpenters,
- Operating engineers/construction equipment operators,
- Electricians,
- Painters, construction and maintenance,
- Plumbers, pipe fitters and steamfitters,
- Roofers,
- Sheet metal workers,
- Telecommunications line installers and repairers
- Several other occupations may have a potential under-supply in a few workforce regions and their program offering should be further examined, such as glaziers, heating/AC/refrigeration repairers, maintenance and repair workers, machinists and electrical power-line installers and repairers.

Health Sciences occupations

- Twenty three occupations are targeted in at least one workforce region.
 - Thirteen of which are targeted in all 24 workforce regions.
- Registered nurses are clearly in the most critical need among the health sciences professions.
- Other occupations with a potential under-supply of trained workers in several workforce regions are:
 - Medical and health services managers,
 - Respiratory therapists,
 - Medical and clinical laboratory technologists,
 - Medical and clinical laboratory technicians,
 - Radiologic technologists and technicians,
 - Medical assistants,
 - Licensed practical nurses,
 - Medical secretaries
- Two occupations show a situation in which an oversupply situation might exist – emergency medical technicians/paramedics and nurses aids/orderlies/attendants. The latter may appear to have an over-supply; however, this is an occupation with a considerable turnover and that may not be reflected in this unmet need calculation.

Information Technology occupations

- Eleven information technology occupations are targeted in at least one workforce region.
 - 5 of which are targeted in all 24 workforce regions
 - The following programs may be experience an under-supply situation in several workforce regions:
 - Computer programmers,
 - Computer software engineers,
 - Computer support specialists,
 - Computer systems analysis

All Other occupations

- The only critical need occupation identified was child care worker. Potential under-supply of trained workers exists in most workforce regions.

- ❑ Among the remaining occupations, there are several managerial occupations for which a potential under-supply occurs in most workforce regions. However, many of these positions may be filled by four-year degree completers as well.
- ❑ An over-supply of firefighters, correctional officers/jailers, and police/sheriff's patrol officers occurs in most workforce regions.

24 Workforce Regions

A more detailed picture of each workforce region is provided in **Tables 2a-x** (see Appendix A). Each workforce region has a separate table for the targeted occupations in the region that require long term on-the-job training through an associate's degree program. The data for each region provides an in-depth summary of the workforce supply and demand situation with information on mean wage, average annual openings, and program information (number of programs, enrollment and completions) in public community colleges and districts. The number of private training programs is also listed.

In addition, a color-coded summary of the availability of apprenticeship training opportunities is provided in **Table 3** (see Appendix A). While there are scattered apprenticeship programs across the state, the vast majority serve five major workforce regions. Workforce regions 8, 12, 14, 15, and 22 account for 63 percent of the total completions from apprenticeship programs in 2003-04 (See Appendix C for a list of the workforce regions). Many occupations and workforce regions may have a program, but the output from the program is low. More than one-third of the current registered apprenticeship programs, a total of 191 programs, did not have a single program completion in 2003-04.

SECTION 2

Employment Outcomes Analysis of Apprenticeship, District and Community College Program Completers

A secondary research question for this study involves an examination of the employment outcomes resulting from completion of a postsecondary apprenticeship or certificate program. Data available from the Florida Department of Education, including the Florida Education and Training Placement Information, allows for analysis of pre-completion and post-completion outcomes of workforce education programs.

The research goal was to examine the pre- and post-completion employment outcomes for two different types of program completers. Data was collected on the following two groups:

- 1) Registered apprenticeship program completers from July 1, 1999 to June 30, 2000 (from the Apprenticeship Information Management System database);
- 2) District and community college postsecondary adult vocational (PSAV) program completers in 1999-00 academic year (from Florida Department of Education student databases).

For direct comparison of similar programs, the data collection was limited to occupations for which both apprenticeship and certificate programs completers were produced in 1999-00 (only apprenticeship programs with at least 15 completers were included). As a result of small numbers of completers in some apprenticeship programs, a comparison by workforce region was not possible. The employment analysis is based on 1,245 apprenticeship completers and 4,619 completers from district and college certificate programs.

Demographics

The vast majority of apprentices in Florida are training in the male-dominated construction trades. As **Table 4** shows, few females are involved in apprenticeship programs. Only 18 percent of completers were female in 1999-00, but 88 percent of the females were in child care workers programs. College/district program completers are slightly more likely to be female (23 percent) than apprenticeship completers. They are also more likely to be black or Hispanic.

With regard to mean age at program completion, the prevailing wisdom says that apprentices are older than those students in college/district programs. The data on the 1999-00

Table 4 -- Race, Gender, and Mean Demographics for 1999-00 Program Completers by Type of Program

Demographics	Apprenticeship		College/District	
	Number	Percent	Number	Percent
	1,245		4,619	
GENDER				
Female	228	18%	1,049	23%
Male	1,017	82%	3,570	77%
RACE/ETHNICITY				
White	886	71%	2,892	63%
Black	180	14%	747	16%
Hispanic	149	12%	867	19%
Asian	20	2%	56	1%
Other	10	1%	57	1%
Mean Age	32.4		32.0	

Source: Apprenticeship data from the Apprenticeship Information Management System;

College and district data from the Florida Department of Education

completions seems to contradict that assumption. The mean age at completion for apprenticeship completers was 32.4 years, only slightly higher than for college/district completers (32.0 years).

Employment Outcomes Analysis

Routine analysis of program completions has always indicated that immediate post-employment wages for apprenticeship programs exceed those of college/district programs. However, such analyses have often been criticized as a comparison of apples and oranges. The longer program lengths and on-the-job component of the apprenticeship program gave their completers an advantage in post-completion wages. Program lengths for apprenticeship programs are much longer than certificate programs which are typically about one year in length. In Appendix B, **Table 5** lists the program lengths by occupation for Florida's apprenticeship programs.

AWI and CEPRI sought to create a research project which would address these concerns in two ways. First, by examining pre- and post-completion outcomes, the "value-added" by the program could be assessed. Second, the employed outcomes will be examined for a longer period of time, tracking the 1999-00 completer through the third quarter of 2003.

Table 6 in Appendix B shows the pre- and post-employment outcomes (percent employed and mean wages) for the apprenticeship and district/college completers by gender. Overall, the increase in mean quarterly wages from 1993 to 2003 for the apprenticeship cohort was \$5,945, compared to \$4,518 for district/college completers. The percent employed was 57 percent for apprenticeship in 1993, compared to 77 percent in 2003. For district/college completers, the percent employed increased from 39 percent to 73 percent over the same period. The wage differential between male and female completers is considerable, but expected, given the large percentage of female students in the child care workers field. The mean quarterly wage increase for male apprenticeship completers was \$6,554, compared to \$2,261 for females; and \$5,084 for male district/college completers compared to \$2,374 for females.

Pre- and Post-Completion Comparison

For a direct comparison of pre- and post-completion outcomes for apprenticeship and district/college completers, the analysis was limited to the seven occupations for which at least 50 apprenticeship completers were reported in 1999-00 – child care workers, heating/AC/refrigeration mechanics and installers, electrical power-line installers and repairers, electricians, plumbers/pipe fitters/steamfitters, carpenters, and sheet metal workers.

Table 7 displays the percent employed prior to program completion and at two points in time (2000 and 2003) following program completion for these occupations. With the exception of child care workers, the percent found employed was greater for apprenticeship completers than for district/college. Sixty five percent of district/college child care workers were found employed in the third quarter of 2000 compared to 52 percent of apprenticeship completers. An important caveat regarding employment should be noted – it is not known if the employment for these completed was related to their training program.

Table 7 -- Employment Outcomes of 1999-00 Program Completers by Occupation and Program Provider

OCCUPATION			No.	Found Employed			
				Pre-Comp		Post-Comp	
				Pre-1	Pre-2	2000	2003
APPRENTICESHIP							
2-Yr	399011	Child Care Workers ⁽¹⁾	201	58%	71%	52%	55%
3-Yr	499021	Heating, A.C., & Refrig. Mech. & Install. ⁽²⁾	96	86%	86%	73%	78%
	499051	Electrical Power-Line Install. & Repairers ⁽²⁾	51	88%	84%	88%	96%
4-Yr	472111	Electricians ⁽³⁾	389	83%	95%	82%	82%
	472152	Plumbers, Pipefitters, & Steamfitters ⁽³⁾	226	87%	93%	81%	82%
	472031	Carpenters ⁽³⁾	52	73%	87%	75%	71%
	472211	Sheet Metal Workers ⁽³⁾	50	82%	94%	90%	66%
DISTRICT/COMMUNITY COLLEGE ⁽⁴⁾							
	399011	Child Care Workers	867	47%	60%	65%	64%
	499021	Heating, A.C., & Refrig. Mech. & Install.	539	62%	64%	67%	68%
	499051	Electrical Power-Line Install. & Repairers ⁽³⁾	108	64%	76%	69%	81%
	472111	Electricians	1,211	73%	84%	78%	76%
	472152	Plumbers, Pipefitters, & Steamfitters	397	79%	88%	81%	78%
	472031	Carpenters	91	44%	41%	54%	41%
	472211	Sheet Metal Workers	70	89%	94%	66%	77%

Source: Florida Department of Education data files, as analyzed by AWI and CEPRI.

NOTES:

All employment percentages and mean quarterly wages are for the 3rd quarter for each year.

(1) 2-year program pre-completion employment was tracked for the 3rd quarter of 1997 (Pre-1) and 1998 (Pre-2)

(2) 3-year program pre-completion employment was tracked for the 3rd quarter of 1996 (Pre-1) and 1997 (Pre-2)

(3) 4-year program pre-completion employment was tracked for the 3rd quarter of 1995 (Pre-1) and 1996 (Pre-2)

(4) For district and college programs, the pre-completion data (Pre-1 and Pre-2) are for 1997 and 1998

The more important question involves the mean quarterly earnings, pre- and post-completion for apprenticeship and district/college. **Table 8** provides the mean quarterly earnings and the change in earnings (pre- and post-completion) for the two types of completers. The quarterly wages are displayed in terms of constant dollars to account for differences in program length (see notes on Table 8) and represent all wages earned during the quarter. This table allows us to see the inflation-adjusted increase in wages over time.

The earnings differential between apprenticeship and district/college completers decreases over time, but still exists three years following program completion (with the exception of child care workers).

- ❑ For all occupations except child care workers, the 2003 mean earnings for apprenticeship completers exceed those of district/college completers.
- ❑ However, the gap in earnings decreases in the third quarter of 2003 compared to 2000. For example, the immediate mean earnings for an apprenticeship electrician were \$8,978 in 2000, compared to \$6,716 for a district/college electrician, a difference of \$2,262. This wage gap decreases in 2003, where the difference in earnings between apprenticeship and district/college completers was \$857.

Overall, the data in this table demonstrates the value-added by both apprenticeship and district/college training programs. The largest increase in earnings, pre- to post-completion, was for electrical power-line installers and repairers. An apprenticeship completer in this program had an

average earnings increase of \$8,443, or more than \$33,000 per year. The smallest gap was for child care workers. Similarly, district/college completers in electrical power-line programs had a mean quarterly earnings increase of \$4,164. While the increase was not as great as for apprenticeship completers, these completers almost doubled their earnings from about \$20,000 per year to \$40,000.

Table 8 -- Difference between Pre- and Post-Completion Earnings of 1999-00 Program Completers by Occupation and Program Provider (In Constant 2003 3rd Qtr Dollars*)

OCCUPATION		Mean Earnings, 3rd Quarter				Change in Earnings	
		[A]	[B]	[C]	[D]	[C]-[A]	[D]-[A]
		Pre-1	Pre-2	2000	2003		
APPRENTICESHIP							
2-Yr	399011 Child Care Workers ⁽¹⁾	\$ 2,698	\$ 3,014	\$ 3,511	\$ 3,985	\$ 812	\$ 1,286
3-Yr	499021 Heating, A.C., & Refrig. Mech. & Install. ⁽²⁾	\$ 6,328	\$ 6,940	\$ 9,580	\$ 9,785	\$ 3,252	\$ 3,457
	499051 Electrical Power-Line Install. & Repairers ⁽²⁾	\$ 8,013	\$ 9,550	\$ 16,457	\$ 17,601	\$ 8,443	\$ 9,588
4-Yr	472111 Electricians ⁽³⁾	\$ 4,221	\$ 5,040	\$ 8,978	\$ 9,022	\$ 4,758	\$ 4,802
	472152 Plumbers, Pipefitters, & Steamfitters ⁽³⁾	\$ 5,180	\$ 6,078	\$ 9,881	\$ 10,586	\$ 4,701	\$ 5,406
	472031 Carpenters ⁽³⁾	\$ 4,300	\$ 4,788	\$ 7,499	\$ 6,855	\$ 3,199	\$ 2,555
	472211 Sheet Metal Workers ⁽³⁾	\$ 4,448	\$ 5,488	\$ 9,517	\$ 8,410	\$ 5,069	\$ 3,962
DISTRICT/COMMUNITY COLLEGE ⁽⁴⁾							
	399011 Child Care Workers	\$ 2,810	\$ 2,859	\$ 3,375	\$ 4,211	\$ 565	\$ 1,402
	499021 Heating, A.C., & Refrig. Mech. & Install.	\$ 6,422	\$ 5,968	\$ 7,025	\$ 7,831	\$ 603	\$ 1,409
	499051 Electrical Power-Line Install. & Repairers ⁽³⁾	\$ 5,754	\$ 7,302	\$ 9,918	\$ 12,380	\$ 4,164	\$ 6,627
	472111 Electricians	\$ 4,743	\$ 5,577	\$ 6,716	\$ 8,166	\$ 1,973	\$ 3,423
	472152 Plumbers, Pipefitters, & Steamfitters	\$ 5,309	\$ 5,951	\$ 7,263	\$ 8,994	\$ 1,954	\$ 3,686
	472031 Carpenters	\$ 5,111	\$ 3,855	\$ 4,295	\$ 5,582	\$ (815)	\$ 471
	472211 Sheet Metal Workers	\$ 4,658	\$ 6,209	\$ 8,123	\$ 7,995	\$ 3,465	\$ 3,336

Source: Florida Department of Education data files, as analyzed by AWI and CEPRI.

NOTES:

All employment percentages and mean quarterly wages are for the 3rd quarter for each year.

Shaded area (column C) denotes the initial post-completion wages for all program completers

(1) 2-year program pre-completion employment was tracked for the 3rd quarter of 1997 (Pre-1) and 1998 (Pre-2)

(2) 3-year program pre-completion employment was tracked for the 3rd quarter of 1996 (Pre-1) and 1997 (Pre-2)

(3) 4-year program pre-completion employment was tracked for the 3rd quarter of 1995 (Pre-1) and 1996 (Pre-2)

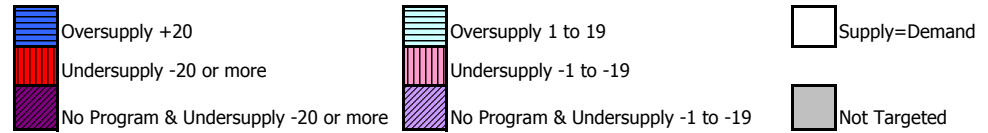
(4) For district and college programs, the pre-completion data (Pre-1 and Pre-2) are for 1997 and 1998

*Dollars adjusted using the Consumer Price Index (CPI) for All Urban Consumers: All Items (not seasonally adjusted), as reported by the U.S. Department of Labor, Bureau of Labor Statistics.

APPENDIX A – SUPPLY AND DEMAND ANALYSIS

Table 1	Summary of the Supply-Demand Analysis by Occupation and Workforce Region, 2004
Table 2a-x	Summary of Workforce Regions 1 through 24 Supply-Demand Data
Table 3	Summary of Florida Apprenticeship Programs by Occupation and Workforce Region, 2004

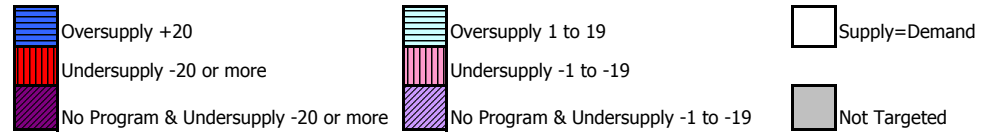
Table 1 -- Summary of the Supply-Demand Analysis by Occupation and Workforce Region, 2004



OCCUPATION		Industry	EFI Key	WORKFORCE REGION																							
				1	2	3	4	5	6	7	8	9	10	11	12	13	14	15	16	17	18	19	20	21	22	23	24
119021	Construction Managers	Const.	Y	Red	Diagonal	Diagonal	Vertical	Vertical	Diagonal	Diagonal	Red	Horizontal	Diagonal	Vertical	Vertical	Red	Vertical	Red	Diagonal	Diagonal	Red	Vertical	Vertical	Red	Red	Red	Diagonal
173011	*Architectural & Civil Drafters	Const.	Y	Horizontal	Blue	Horizontal	Horizontal	Horizontal	Horizontal	Diagonal	Red	Diagonal	Vertical	Vertical	Horizontal	Horizontal	Horizontal	Blue	Horizontal	Horizontal	Horizontal	Vertical	Red	Horizontal	Red	Blue	Blue
173022	Civil Engineering Technicians	Const.	Y	Gray	Gray	Gray	Gray	Gray	Gray	Gray	Gray	Gray	Gray	Gray	Gray	Red	Gray	Gray	Gray	Gray	Gray	Gray	Gray	Gray	Gray	Gray	Gray
173023	*Electrical & Electronic Engineering Technicians	Const.	Y	Vertical	Vertical	Horizontal	Horizontal	Vertical	Gray	Gray	Vertical	Diagonal	Vertical	Horizontal	Horizontal	Red	Red	Vertical	Red	Diagonal	Vertical	Vertical	Horizontal	Horizontal	Red	Vertical	Vertical
173024	*Electro-Mechanical Technicians	Const.	Y	Gray	Gray	Gray	Gray	Gray	Gray	Gray	Gray	Gray	Gray	Gray	Gray	Gray	Gray	Gray	Gray	Gray	Gray	Gray	Gray	Gray	Gray	Gray	Gray
173031	*Surveying & Mapping Technicians	Const.	Y	Diagonal	Diagonal	Diagonal	Diagonal	Diagonal	Diagonal	Diagonal	Diagonal	Diagonal	Diagonal	Diagonal	Diagonal	Diagonal	Horizontal	Diagonal	Diagonal	Diagonal	Diagonal	Diagonal	Diagonal	Diagonal	Diagonal	Diagonal	Diagonal
271025	*Interior Designers	Const.	Y	Gray	Gray	Gray	Gray	Gray	Gray	Gray	Gray	Gray	Gray	Gray	Gray	Gray	Gray	Gray	Gray	Gray	Gray	Gray	Gray	Gray	Gray	Gray	Gray
471011	First-Line Superv. of Construction & Extraction Workers	Const.	Y	Diagonal	Diagonal	Diagonal	Diagonal	Diagonal	Diagonal	Diagonal	Diagonal	Diagonal	Diagonal	Diagonal	Diagonal	Diagonal	Diagonal	Diagonal	Diagonal	Diagonal	Diagonal	Diagonal	Diagonal	Diagonal	Diagonal	Diagonal	Diagonal
472021	*Brickmasons & Blockmasons	Const.	N	Gray	Gray	Gray	Gray	Gray	Gray	Gray	Gray	Gray	Diagonal	Gray	Red	Gray	Gray	Vertical	Gray	Gray	Red	Gray	Gray	Gray	Gray	Gray	Diagonal
472031	*Carpenters	Const.	Y	Red	Vertical	Vertical	Vertical	Vertical	Red	Horizontal	Diagonal	Red	Vertical	Red	Red	Red	Red	Red	Red	Diagonal	Red	Red	Vertical	Red	Red	Red	Red
472044	*Tile & Marble Setters	Const.	Y	Gray	Gray	Gray	Gray	Gray	Gray	Gray	Red	Gray	Gray	Gray	Gray	Gray	Gray	Gray	Gray	Gray	Gray	Gray	Gray	Gray	Gray	Gray	Gray
472051	*Cement Masons & Concrete Finishers	Const.	N	Gray	Gray	Gray	Gray	Gray	Gray	Gray	Gray	Gray	Gray	Gray	Gray	Gray	Diagonal	Gray	Gray	Diagonal	Gray	Gray	Gray	Gray	Gray	Gray	Diagonal
472073	*Operating Engineers/Construction Equipment Operators	Const.	Y	Diagonal	Diagonal	Blue	Diagonal	Diagonal	Diagonal	Diagonal	Red	Diagonal	Red	Diagonal	Red	Diagonal	Red	Diagonal	Diagonal	Diagonal	Diagonal	Diagonal	Diagonal	Diagonal	Diagonal	Red	Diagonal
472081	*Drywall & Ceiling Tile Installers	Const.	N	Gray	Diagonal	Gray	Gray	Gray	Gray	Gray	Diagonal	Gray	Gray	Gray	Red	Vertical	Diagonal	Diagonal	Gray	Gray	Diagonal	Gray	Gray	Diagonal	Gray	Gray	Diagonal
472111	*Electricians	Const.	Y	Horizontal	Vertical	Horizontal	Vertical	Vertical	Diagonal	Diagonal	Horizontal	Blue	Vertical	Blue	Vertical	Blue	Red	Red	Red	Red	Red	Red	Vertical	Blue	Vertical	Red	Red
472121	*Glaziers	Const.	N	Gray	Gray	Gray	Gray	Gray	Gray	Gray	Gray	Gray	Gray	Gray	Red	Gray	Gray	Gray	Gray	Diagonal	Gray	Gray	Gray	Red	Gray	Gray	Gray
472141	*Painters, Construction & Maintenance	Const.	Y	Red	Diagonal	Diagonal	Vertical	Vertical	Diagonal	Diagonal	Red	Vertical	Diagonal	Diagonal	Red	Diagonal	Red	Vertical	Diagonal	Diagonal	Diagonal	Diagonal	Diagonal	Diagonal	Diagonal	Diagonal	Diagonal

**** Does not include completions from private providers of workforce training, and public and private four year institutions ****

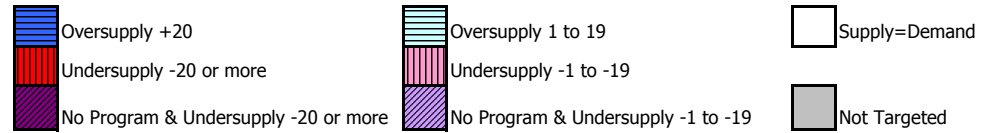
Table 1 -- Summary of the Supply-Demand Analysis by Occupation and Workforce Region, 2004
























OCCUPATION	Industry	EFI Key	WORKFORCE REGION																							
			1	2	3	4	5	6	7	8	9	10	11	12	13	14	15	16	17	18	19	20	21	22	23	24
472152 *Plumbers, Pipefitters, & Steamfitters	Const.	Y	Red	Blue	Green	Green	Green	Green	Green	Red	Green	Green	Green	Red	Green	Green	Red	Green	Red	Green	White	Green	Red	Red	Red	Red
472161 *Plasterers & Stucco Masons	Const.	N	Grey	Grey	Grey	Grey	Grey	Grey	Grey	Grey	Green	Green	Red	Grey	Grey	Grey	Grey	Grey	Green	Grey	Grey	Grey	Grey	Grey	Green	
472181 *Roofers	Const.	N	Green	Green	White	Green	Green	Green	Green	Red	Green	Green	Green	Green	Green	Green	Green	Green	Green	Green	Green	Red	Red	Red	Red	Red
472211 *Sheet Metal Workers	Const.	Y	Green	Green	Green	Green	Green	Green	Green	Red	Green	Green	Green	Red	Green	Green	Green	Green	Green	Green	Green	Green	Red	Red	Red	Green
472221 *Structural Iron & Steel Workers	Const.	N	Grey	Grey	Grey	Grey	Grey	Grey	Grey	Grey	Grey	Grey	Grey	Green	Green	Grey	Grey	Grey	Green	Grey	Grey	Grey	Grey	Grey	Grey	Grey
473012 Helpers - Carpenters	Const.	N	Grey	Grey	Grey	Grey	Grey	Grey	Grey	Grey	Grey	Grey	Grey	Grey	Grey	Grey	Grey	Grey	Green	Grey	Grey	Grey	Green	Green	Green	Green
474011 *Construction & Building Inspectors	Const.	Y	Grey	Grey	Grey	Grey	Grey	Grey	Grey	Grey	Grey	Grey	Grey	Green	Green	Grey	Grey	Grey	Grey	Grey	Green	Grey	Green	Grey	Grey	Grey
491011 First-Line Superv. of Mechanics, Installers, & Repairers	Const.	Y	Green	Green	Green	Green	Green	Green	Green	Green	Green	Green	Green	Green	Green	Green	Green	Green	Green	Green	Green	Green	Green	Green	Green	Green
492022 *Telecommunications Equipment Installers & Repairers	Const.	Y	Grey	Grey	Grey	Green	Grey	Grey	Grey	Grey	Green	Grey	Red	Grey	Grey	Grey	Grey	Grey	Grey	Grey	Grey	Grey	Green	Grey	Red	Red
492094 *Electronics Repairers, Commercial & Industrial Equip.	Const.	Y	Grey	Grey	Grey	Grey	Grey	Grey	Grey	Grey	Grey	Grey	Red	Green	Grey	Grey	Grey	Grey	Grey	Grey	Grey	Grey	Grey	Grey	Grey	Grey
493021 *Automotive Body & Related Repairers	Const.	N	Green	Green	Blue	Blue	Green	Blue	Green	Red	Green	Green	White	Green	Green	Green	Green	Green	Blue	Green	Blue	Green	Green	Green	White	White
499021 *Heating, A.C., & Refrigeration Mechanics & Installers	Const.	Y	Blue	Blue	Blue	Green	Blue	Green	Blue	Blue	Blue	Blue	White	Red	Blue	Red	Blue	Green	Blue	Blue	Blue	Green	Green	Blue	Blue	Red
499042 *Maintenance & Repair Workers, General	Const.	Y	Grey	Green	Grey	Grey	Green	Grey	Grey	Green	Green	Grey	Grey	Red	Red	Grey	Grey	Grey	Red	Grey	Grey	Grey	Grey	Grey	Grey	Grey
499051 *Electrical Power-Line Installers & Repairers	Const.	Y	Grey	Grey	Grey	Green	Grey	Grey	Grey	Grey	Green	Grey	Grey	Grey	Grey	Green	Grey	Green	Grey	Grey	Grey	Green	Grey	Grey	Grey	Grey
499052 *Telecommunications Line Installers & Repairers	Const.	Y	Green	Green	Green	Green	Green	White	White	Green	Green	Green	Green	Green	Blue	Green	Red	Green	Green	Green	Grey	Green	Green	Green	Green	Green
512041 *Structural Metal Fabricators & Fitters	Const.	Y	Grey	Grey	Grey	Grey	Grey	Grey	Grey	Grey	Grey	Grey	Grey	Grey	Grey	Grey	Grey	Grey	Green	Grey	Grey	Grey	Grey	Grey	Grey	Grey
514041 *Machinists	Const.	Y	Grey	Grey	Grey	Grey	Grey	Grey	Grey	Grey	Grey	Green	Red	Green	Red	Green	Green	Grey	Green	Green	Grey	Grey	Grey	Grey	Grey	Grey

**** Does not include completions from private providers of workforce training, and public and private four year institutions ****

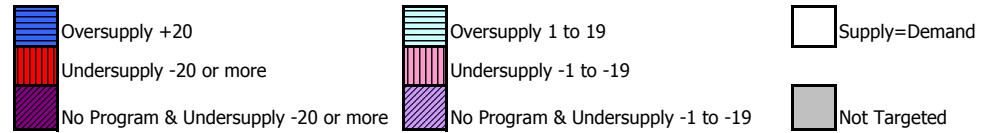
Table 1 -- Summary of the Supply-Demand Analysis by Occupation and Workforce Region, 2004



OCCUPATION	Industry	EFI Key	WORKFORCE REGION																																																																																																																																																																																																																																																																																																																																																																											
			1	2	3	4	5	6	7	8	9	10	11	12	13	14	15	16	17	18	19	20	21	22	23	24																																																																																																																																																																																																																																																																																																																																																				
514121 *Welders, Cutters, Solderers, & Brazers	Const.	Y																																																																																																																																																																																																																																																																																																																																																																												

**** Does not include completions from private providers of workforce training, and public and private four year institutions ****

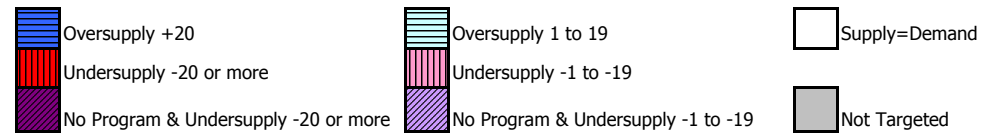
Table 1 -- Summary of the Supply-Demand Analysis by Occupation and Workforce Region, 2004



OCCUPATION	Industry	EFI Key	WORKFORCE REGION																							
			1	2	3	4	5	6	7	8	9	10	11	12	13	14	15	16	17	18	19	20	21	22	23	24
292055 *Surgical Technologists	Health	Y																								
292061 *Licensed Practical & Licensed Vocational Nurses	Health	Y																								
292071 *Medical Records & Health Information Technicians	Health	Y																								
311012 *Nursing Aides, Orderlies, & Attendants	Health/ Critical	Y																								
311013 Psychiatric Aides	Health	Y																								
312021 Physical Therapist Assistants	Health	Y																								
319091 *Dental Assistants	Health	Y																								
319092 *Medical Assistants	Health	Y																								
319094 Medical Transcriptionists	Health	Y																								
436013 *Medical Secretaries	Health	N																								
113021 *Computer & Information Systems Managers (1)	IT	Y																								
151021 *Computer Programmers	IT	Y																								
151031 Computer Software Engineers, Applications	IT	Y																								
151041 Computer Support Specialists	IT	Y																								
151051 Computer Systems Analysts	IT	Y																								
151061 Database Administrators	IT	Y																								
151071 Network & Computer Systems Administrators	IT	Y																								

**** Does not include completions from private providers of workforce training, and public and private four year institutions ****

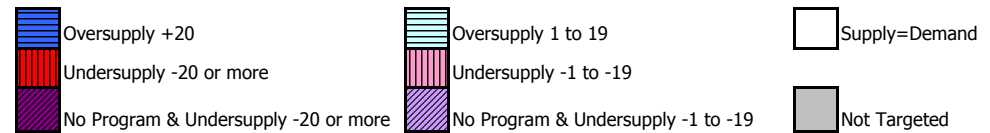
Table 1 -- Summary of the Supply-Demand Analysis by Occupation and Workforce Region, 2004



OCCUPATION		Industry	EFI Key	WORKFORCE REGION																							
				1	2	3	4	5	6	7	8	9	10	11	12	13	14	15	16	17	18	19	20	21	22	23	24
151081	*Network Systems & Data Communications Analysts	IT	Y	<div></div>	<div></div>	<div></div>	<div></div>	<div></div>	<div></div>	<div></div>	<div></div>	<div></div>	<div></div>	<div></div>	<div></div>	<div></div>	<div></div>	<div></div>	<div></div>	<div></div>	<div></div>	<div></div>	<div></div>	<div></div>	<div></div>	<div></div>	
271014	Multi-Media Artists & Animators	IT	Y	<div></div>	<div></div>	<div></div>	<div></div>	<div></div>	<div></div>	<div></div>	<div></div>	<div></div>	<div></div>	<div></div>	<div></div>	<div></div>	<div></div>	<div></div>	<div></div>	<div></div>	<div></div>	<div></div>	<div></div>	<div></div>	<div></div>	<div></div>	
271024	*Graphic Designers	IT	Y	<div></div>	<div></div>	<div></div>	<div></div>	<div></div>	<div></div>	<div></div>	<div></div>	<div></div>	<div></div>	<div></div>	<div></div>	<div></div>	<div></div>	<div></div>	<div></div>	<div></div>	<div></div>	<div></div>	<div></div>	<div></div>	<div></div>	<div></div>	
492011	*Computer, ATM, & Office Machine Repairers	IT	Y	<div></div>	<div></div>	<div></div>	<div></div>	<div></div>	<div></div>	<div></div>	<div></div>	<div></div>	<div></div>	<div></div>	<div></div>	<div></div>	<div></div>	<div></div>	<div></div>	<div></div>	<div></div>	<div></div>	<div></div>	<div></div>	<div></div>	<div></div>	
399011	*Child Care Workers	Other - Critical	N	<div></div>	<div></div>	<div></div>	<div></div>	<div></div>	<div></div>	<div></div>	<div></div>	<div></div>	<div></div>	<div></div>	<div></div>	<div></div>	<div></div>	<div></div>	<div></div>	<div></div>	<div></div>	<div></div>	<div></div>	<div></div>	<div></div>	<div></div>	
112011	Advertising & Promotions Managers (1)	Other	Y	<div></div>	<div></div>	<div></div>	<div></div>	<div></div>	<div></div>	<div></div>	<div></div>	<div></div>	<div></div>	<div></div>	<div></div>	<div></div>	<div></div>	<div></div>	<div></div>	<div></div>	<div></div>	<div></div>	<div></div>	<div></div>	<div></div>	<div></div>	
112021	Marketing Managers ⁽¹⁾	Other	Y	<div></div>	<div></div>	<div></div>	<div></div>	<div></div>	<div></div>	<div></div>	<div></div>	<div></div>	<div></div>	<div></div>	<div></div>	<div></div>	<div></div>	<div></div>	<div></div>	<div></div>	<div></div>	<div></div>	<div></div>	<div></div>	<div></div>	<div></div>	
112031	Public Relations Managers ⁽¹⁾	Other	Y	<div></div>	<div></div>	<div></div>	<div></div>	<div></div>	<div></div>	<div></div>	<div></div>	<div></div>	<div></div>	<div></div>	<div></div>	<div></div>	<div></div>	<div></div>	<div></div>	<div></div>	<div></div>	<div></div>	<div></div>	<div></div>	<div></div>	<div></div>	
113011	*Administrative Services Managers ⁽¹⁾	Other	Y	<div></div>	<div></div>	<div></div>	<div></div>	<div></div>	<div></div>	<div></div>	<div></div>	<div></div>	<div></div>	<div></div>	<div></div>	<div></div>	<div></div>	<div></div>	<div></div>	<div></div>	<div></div>	<div></div>	<div></div>	<div></div>	<div></div>	<div></div>	
113071	Transportation, Storage, & Distribution Managers (5)	Other	Y	<div></div>	<div></div>	<div></div>	<div></div>	<div></div>	<div></div>	<div></div>	<div></div>	<div></div>	<div></div>	<div></div>	<div></div>	<div></div>	<div></div>	<div></div>	<div></div>	<div></div>	<div></div>	<div></div>	<div></div>	<div></div>	<div></div>	<div></div>	
119051	*Food Service Managers	Other	Y	<div></div>	<div></div>	<div></div>	<div></div>	<div></div>	<div></div>	<div></div>	<div></div>	<div></div>	<div></div>	<div></div>	<div></div>	<div></div>	<div></div>	<div></div>	<div></div>	<div></div>	<div></div>	<div></div>	<div></div>	<div></div>	<div></div>	<div></div>	
119141	Property, Real Estate & Community Association Managers ⁽¹⁾	Other	Y	<div></div>	<div></div>	<div></div>	<div></div>	<div></div>	<div></div>	<div></div>	<div></div>	<div></div>	<div></div>	<div></div>	<div></div>	<div></div>	<div></div>	<div></div>	<div></div>	<div></div>	<div></div>	<div></div>	<div></div>	<div></div>	<div></div>	<div></div>	
131031	Claims Adjusters, Examiners, & Investigators	Other	Y	<div></div>	<div></div>	<div></div>	<div></div>	<div></div>	<div></div>	<div></div>	<div></div>	<div></div>	<div></div>	<div></div>	<div></div>	<div></div>	<div></div>	<div></div>	<div></div>	<div></div>	<div></div>	<div></div>	<div></div>	<div></div>	<div></div>	<div></div>	
131041	*Compliance Officers, Exc. Safety, Agri, Constr & Transp.	Other	Y	<div></div>	<div></div>	<div></div>	<div></div>	<div></div>	<div></div>	<div></div>	<div></div>	<div></div>	<div></div>	<div></div>	<div></div>	<div></div>	<div></div>	<div></div>	<div></div>	<div></div>	<div></div>	<div></div>	<div></div>	<div></div>	<div></div>	<div></div>	
132041	Credit Analysts	Other	Y	<div></div>	<div></div>	<div></div>	<div></div>	<div></div>	<div></div>	<div></div>	<div></div>	<div></div>	<div></div>	<div></div>	<div></div>	<div></div>	<div></div>	<div></div>	<div></div>	<div></div>	<div></div>	<div></div>	<div></div>	<div></div>	<div></div>	<div></div>	
132051	Financial Analysts	Other	Y	<div></div>	<div></div>	<div></div>	<div></div>	<div></div>	<div></div>	<div></div>	<div></div>	<div></div>	<div></div>	<div></div>	<div></div>	<div></div>	<div></div>	<div></div>	<div></div>	<div></div>	<div></div>	<div></div>	<div></div>	<div></div>	<div></div>	<div></div>	
132052	Personal Financial Advisors	Other	Y	<div></div>	<div></div>	<div></div>	<div></div>	<div></div>	<div></div>	<div></div>	<div></div>	<div></div>	<div></div>	<div></div>	<div></div>	<div></div>	<div></div>	<div></div>	<div></div>	<div></div>	<div></div>	<div></div>	<div></div>	<div></div>	<div></div>	<div></div>	

**** Does not include completions from private providers of workforce training, and public and private four year institutions ****

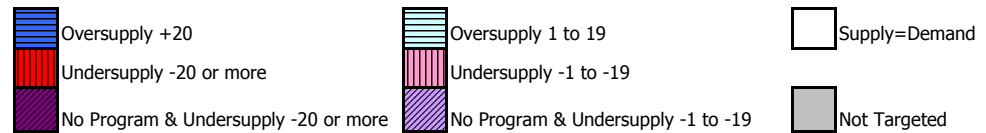
Table 1 -- Summary of the Supply-Demand Analysis by Occupation and Workforce Region, 2004



OCCUPATION	Industry	EFI Key	WORKFORCE REGION																							
			1	2	3	4	5	6	7	8	9	10	11	12	13	14	15	16	17	18	19	20	21	22	23	24
132082 Tax Preparers	Other	Y																								
192041 *Environmental Scientists & Specialists, Including Health	Other	Y																								
194091 *Environmental Science Technicians, Including Health	Other	Y																								
211023 Mental Health & Substance Abuse Social Workers	Other	Y																								
211092 Probation Officers & Correctional Treatment Specialists	Other	Y																								
232011 *Paralegals & Legal Assistants	Other	Y																								
232093 Title Examiners, Abstractors, & Searchers	Other	Y																								
254031 Library Technicians	Other	N																								
272012 *Producers & Directors	Other	Y																								
272041 Music Directors & Composers	Other	N																								
273020 News Analysts, Reporters & Correspondents	Other	N																								
274011 *Audio & Video Equipment Technicians (2)	Other	Y																								
274021 *Photographers	Other	Y																								
292081 *Opticians, Dispensing	Other	Y																								
331012 First-Line Supervisors of Police & Detectives	Other	N																								
331021 *First-Line Superv. of Fire Fighting & Prevention Workers	Other	N																								
332011 *Fire Fighters	Other	N																								

**** Does not include completions from private providers of workforce training, and public and private four year institutions ****

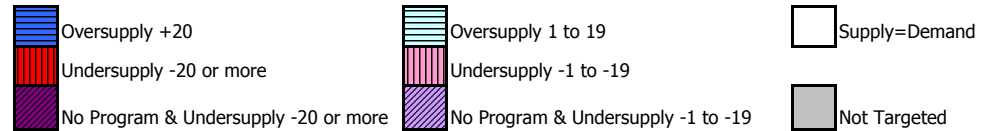
Table 1 -- Summary of the Supply-Demand Analysis by Occupation and Workforce Region, 2004



OCCUPATION	Industry	EFI Key	WORKFORCE REGION																							
			1	2	3	4	5	6	7	8	9	10	11	12	13	14	15	16	17	18	19	20	21	22	23	24
332021 *Fire Inspectors & Investigators	Other	N																								
333012 *Correctional Officers & Jailers (3)	Other	N																								
333021 Detectives & Criminal Investigators	Other	N																								
333051 *Police & Sheriff's Patrol Officers (3)	Other	N																								
351011 *Chefs & Head Cooks	Other	Y																								
351012 First-Line Superv. of Food Preparation & Serving Workers	Other	Y																								
396031 Flight Attendants	Other	N																								
413041 Travel Agents	Other	Y																								
431011 First-Line Superv. of Office & Admin. Support Workers (4)	Other	N																								
433031 Bookkeeping, Accounting, & Auditing Clerks	Other	N																								
434051 Customer Service Representatives	Other	N																								
436011 Executive Secretaries & Administrative Assistants (4)	Other	N																								
436012 *Legal Secretaries	Other	N																								
436014 *Secretaries, Except Legal, Medical, & Executive	Other	N																								
493011 *Aircraft Mechanics & Service Technicians	Other	Y																								
493023 *Automotive Service Technicians & Mechanics	Other	Y																								
493031 *Bus & Truck Mechanics & Diesel Engine Specialists	Other	Y																								

**** Does not include completions from private providers of workforce training, and public and private four year institutions ****

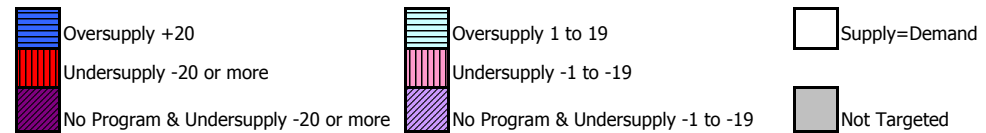
Table 1 -- Summary of the Supply-Demand Analysis by Occupation and Workforce Region, 2004



OCCUPATION	Industry	EFI Key	WORKFORCE REGION																							
			1	2	3	4	5	6	7	8	9	10	11	12	13	14	15	16	17	18	19	20	21	22	23	24
493042 *Mobile Heavy Equipment Mechanics, Except Engines	Other	N																								
499041 *Industrial Machinery Mechanics	Other	Y																								
499043 *Maintenance Workers, Machinery	Other	Y																								
512031 *Engine & Other Machine Assemblers	Other	Y																								
512091 Fiberglass Laminators & Fabricators	Other	Y																								
512092 *Team Assemblers	Other	Y																								
514011 *Computer-Controlled Machine Tool Operators, M & P	Other	Y																								
514034 *Lathe & Turning Machine Tool Setters & Operators; M&P	Other	N																								
518013 *Power Plant Operators	Other	N																								
518031 *Water & Liquid Waste Treatment Plant Operators	Other	N																								
519041 *Extruding, Forming, & Pressing Machine Operators	Other	Y																								
519082 *Medical Appliance Technicians	Other	Y																								
532011 Airline Pilots, Copilots, & Flight Engineers	Other	Y																								
532021 Air Traffic Controllers	Other	N																								
533022 Bus Drivers, School	Other	Y																								
533032 *Truck Drivers, Heavy & Tractor-Trailer	Other	Y																								
535021 *Captains, Mates, & Pilots of Water Vessels	Other	N																								

**** Does not include completions from private providers of workforce training, and public and private four year institutions ****

Table 1 -- Summary of the Supply-Demand Analysis by Occupation and Workforce Region, 2004



OCCUPATION	Industry	EFI Key	WORKFORCE REGION																							
			1	2	3	4	5	6	7	8	9	10	11	12	13	14	15	16	17	18	19	20	21	22	23	24
537032 *Excavating & Loading Machine & Dragline Operators	Other	N																								

NOTES:

* Denotes an apprenticeable occupation

EFI Key: Occupation in an Enterprise Florida key sector

♦ Denotes that workforce supply may be underreported in this cell because some training programs produce completers who are employed in several different occupations (see Notes 1-5 below)

- (1) For these managerial occupations, workforce supply may not be adequately reflected. Business administration programs at community colleges provide training for more than one occupation, but program and completers data could not be distributed to several occupational categories and were only reported in one category.
- (2) For the audio technician occupation, workforce supply may be underreported in Region 12. Audio/visual programs may train for more than one occupation, but program and completers data were only reported in one occupational category (SOC 274012).
- (3) For these law enforcement occupations, workforce supply may not be adequately reflected in each category. Law enforcement programs at community colleges provide training for more than one occupation, but program data could not be distributed to several occupational categories and were only reported in one category.
- (4) For these office management occupations, workforce supply may not be adequately reflected in each category. Office management programs at community colleges provide training for more than one occupation, but program data could not be distributed to several occupational categories and were only reported in one category.
- (5) For these transportation occupations, workforce supply may not be adequately reflected in each category. Transportation programs at community colleges provide training for more than one occupation, but program data could not be distributed to several occupational categories and were only reported in one category.

Source: Agency for Workforce Innovation and Florida Department of Education. Prepared by CEPRI.

**** Does not include completions from private providers of workforce training, and public and private four year institutions ****

DRAFT

Table 2a -- Targeted Occupations in Workforce Region 1 (Escambia, Santa Rosa)

DRAFT

OCCUPATION	EFI	Openings	Mean Wage	Comm. Coll.			District			Private	Apprenticeship			Openings Minus Total Comp.
				Pgr	Enr	Comp	Pgr	Enr	Comp		Pgr	Enr	Comp	
CONSTRUCTION														
471011 First-Line Superv. of Constr. & Extraction Wkrs	Y	54	19.40											(54)
472031 *Carpenters	Y	51	12.91				2	39	13		2	2	1	(37)
472111 *Electricians	Y	42	13.35				2	72	43		3	39	10	11
119021 Construction Managers	Y	30	35.52	2	26	7								(23)
472152 *Plumbers, Pipefitters, & Steamfitters	Y	29	13.46				1	6	0		5	11	4	(25)
499052 *Telecomm. Line Install. & Repair.	Y	27	11.88											(27)
472073 *Operating Engineers/Constr. Equip. Oper.	Y	26	12.82											(26)
472141 *Painters, Constr. & Maintenance	Y	25	12.54								1	0	0	(25)
491011 First-Line Superv. of Mechanics, Install., & Repair.	Y	25	21.74											(25)
499021 *Heating, A.C., & Refrig. Mechanics & Install.	Y	21	13.93				2	72	18		2	15	11	8
514121 *Welders, Cutters, Solderers, & Brazers	Y	20	12.59				2	52	33		1	0	0	13
472211 *Sheet Metal Workers	Y	18	13.93											(18)
173023 *Electrical & Electronic Engineering Tech.	Y	13	20.97	2	53	8								(5)
173031 *Surveying & Mapping Tech.	Y	11	12.27											(11)
173011 *Architectural & Civil Drafters	Y	8	17.38	3	42	7	2	37	8	4				7
493021 *Automotive Body & Related Repair.	N	8	16.27				1	29	5					(3)
472181 *Roofers	N	4	10.47											(4)
CRITICAL NEED														
399011 *Child Care Workers	N	83	6.83	1	2	0					1	10	6	(77)
EDUCATION														
251194 Vocational Education Teachers, Postsecondary	Y	12	25.17											(12)
HEALTH SCIENCES														
291111 Registered Nurses	Y	170	21.90	1	348	87								(83)
311012 *Nursing Aides, Orderlies, & Attendants	Y	69	9.36	1	58	62	2	117	153					146
292061 *Licensed Practical & Licensed Vocational Nurses	Y	51	15.19	1	163	61				1				10
319092 *Medical Assistants	Y	44	9.87	1	31	19				3				(25)
292041 *Emergency Medical Tech. & Paramedics	Y	21	12.80	2	150	72								51
119111 Medical & Health Services Mgrs	Y	17	36.03	2	38	3				1				(14)
319091 *Dental Assistants	Y	14	12.20	1	39	18								4
291126 Respiratory Therapists	Y	11	16.83											(11)
292011 Medical & Clinical Laboratory Technologists	Y	10	20.86											(10)
292034 Radiologic Technologists & Tech.	Y	10	18.71	1	62	15								5
292055 *Surgical Technologists	Y	10	14.44	1	26	8				1				(2)
319094 Medical Transcriptionists	Y	10	10.95							2				(10)
436013 *Medical Secretaries	N	9	13.66				2	92	14	2				5
292021 Dental Hygienists	Y	8	20.40	1	78	29								21
292012 *Medical & Clinical Laboratory Tech.	Y	7	17.09											(7)

** Does not include completions from private providers of workforce training, and public and private four-year institutions **

Table 2a -- Targeted Occupations in Workforce Region 1 (Escambia, Santa Rosa)

DRAFT

OCCUPATION	EFI	Open-ings	Mean Wage	Comm. Coll.			District			Private	Apprenticeship			Openings Minus Total Comp.
				Pgr	Enr	Comp	Pgr	Enr	Comp	Pgr	Pgr	Enr	Comp	
INFORMATION TECHNOLOGY														
151041 Computer Support Specialists	Y	22	16.31				1	29	4	21				(18)
151071 Network & Computer Systems Administrators	Y	18	22.87	2	116	28	1	22	0					10
151081 *Network Systems & Data Comm. Analysts	Y	17	27.99	1	20	4				12				(13)
113021 *Computer & Information Systems Mgrs	Y	13	40.20											(13)
151031 Computer Software Engineers, Applications	Y	13	23.87											(13)
151051 Computer Systems Analysts	Y	11	28.42											(11)
151021 *Computer Programmers	Y	7	27.37	2	56	6								(1)
271024 *Graphic Designers	Y	5	16.75	4	135	26	1	18	3	2				24
OTHER														
493023 *Automotive Service Tech. & Mechanics	Y	71	13.28	2	30	6	3	97	96					31
434051 Customer Service Representatives	N	69	11.19											(69)
433031 Bookkeeping, Accounting, & Auditing Clerks	N	59	12.32	3	76	15	2	36	7					(37)
431011 First-Line Superv. of Office & Admin. Support Wkrs	N	44	17.98	3	63	16								(28)
436011 Executive Secretaries & Administrative Asst.	N	42	14.85				2	73	12	3				(30)
333012 *Correctional Officers & Jailers	N	39	15.84				1	170	112					73
533032 *Truck Drivers, Heavy & Tractor-Trailer	Y	39	13.41							1				(39)
333051 *Police & Sheriff's Patrol Officers	N	31	16.02				1	90	73					42
112021 Marketing Managers	Y	20	37.36	1	41	12				1				(8)
533022 Bus Drivers, School	Y	20	12.60											(20)
332011 *Fire Fighters	N	14	14.08	1	5	35								21
119051 *Food Service Managers	Y	13	22.72	4	70	15								2
113011 *Administrative Services Managers	Y	11	32.04											(11)
119141 Property, Real Estate & Community Assoc. Mgrs	Y	11	24.75											(11)
413041 Travel Agents	Y	11	14.47											(11)
232011 *Paralegals & Legal Assistants	Y	10	17.30	1	100	20				1				10
493031 *Bus & Truck Mechanics & Diesel Engine Spec.	Y	8	15.63											(8)
436012 *Legal Secretaries	N	5	13.47											(5)
493011 *Aircraft Mechanics & Service Tech.	Y	3	20.74											(3)
131031 Claims Adjusters, Examiners, & Investigators	Y	2	22.59											(2)

* Denotes apprenticeable occupations

EFI= Enterprise Florida Key Sectors, Openings = Average annual openings through 2011, Mean Wage = Average hourly wage in 2004

Pgr = No. of programs in 2003-04, Enr = No. of enrollments in 2003-04, Comp = No. of program completers in 2003-04 (Private refers to non-public providers of workforce training in Florida)

Gray shaded areas indicate no program available

Source: Agency for Workforce Innovation and Florida Department of Education. Prepared by CEPRI.

**** Does not include completions from private providers of workforce training, and public and private four-year institutions ****

Table 2b -- Targeted Occupations in Workforce Region 2 (Okaloosa, Walton)

DRAFT

OCCUPATION	EFI	Openings	Mean Wage	Comm. Coll.			District			Private	Apprenticeship			Openings Minus Total Comp.
				Pgr	Enr	Comp	Pgr	Enr	Comp	Pgr	Pgr	Enr	Comp	
CONSTRUCTION														
472031 *Carpenters	Y	54	12.70				1	47	43					(11)
472141 *Painters, Constr. & Maintenance	Y	49	15.19											(49)
499042 *Maintenance & Repair Workers, Gen.	Y	33	12.21											(33)
471011 First-Line Superv. of Constr. & Extraction Wkrs	Y	30	20.42											(30)
472111 *Electricians	Y	23	14.70				1	71	22		1	1	0	(1)
491011 First-Line Superv. of Mechanics, Install., & Repair.	Y	20	23.29											(20)
472152 *Plumbers, Pipefitters, & Steamfitters	Y	14	14.87				1	35	17					3
472211 *Sheet Metal Workers	Y	14	12.01											(14)
119021 Construction Managers	Y	12	29.08											(12)
472073 *Operating Engineers/Constr. Equip. Oper.	Y	12	14.12											(12)
514121 *Welders, Cutters, Solderers, & Brazers	Y	12	13.72				1	37	31					19
472081 *Drywall & Ceiling Tile Install.	N	11	14.28											(11)
499021 *Heating, A.C., & Refrig. Mechanics & Install.	Y	9	15.86				1	57	37					28
173023 *Electrical & Electronic Engineering Tech.	Y	7	20.53	1	11	0								(7)
173011 *Architectural & Civil Drafters	Y	6	17.85	5	131	34								28
173031 *Surveying & Mapping Tech.	Y	6	11.71											(6)
493021 *Automotive Body & Related Repair.	N	5	14.37											(5)
499052 *Telecomm. Line Install. & Repair.	Y	5	12.40											(5)
472181 *Roofers	N	4	9.60											(4)
CRITICAL NEED														
399011 *Child Care Workers	N	32	7.01	1	78	13								(19)
EDUCATION														
259041 *Teacher Assistants	Y	29	11.71											(29)
HEALTH SCIENCES														
291111 Registered Nurses	Y	108	21.17	1	322	38								(70)
311012 *Nursing Aides, Orderlies, & Attendants	Y	33	9.01				1	48	77					44
119111 Medical & Health Services Managers	Y	27	31.19	1	7	3								(24)
292061 *Licensed Practical & Licensed Vocational Nurses	Y	19	13.54				2	150	52					33
319091 *Dental Assistants	Y	9	11.10	1	52	14					1	2	0	5
292021 Dental Hygienists	Y	6	23.38											(6)
292041 *Emergency Medical Tech. & Paramedics	Y	5	11.52											(5)
436013 *Medical Secretaries	N	5	12.61											(5)
292034 Radiologic Technologists & Tech.	Y	4	16.41											(4)
319092 *Medical Assistants	Y	4	9.41											(4)
291126 Respiratory Therapists	Y	3	16.91											(3)
292011 Medical & Clinical Laboratory Technologists	Y	2	18.71											(2)
292012 *Medical & Clinical Laboratory Tech.	Y	2	12.78											(2)

** Does not include completions from private providers of workforce training, and public and private four-year institutions **

Table 2b -- Targeted Occupations in Workforce Region 2 (Okaloosa, Walton)

DRAFT

OCCUPATION	EFI	Open-ings	Mean Wage	Comm. Coll.			District			Private	Apprenticeship				Openings Minus Total Comp.
				Pgr	Enr	Comp	Pgr	Enr	Comp	Pgr	Pgr	Enr	Comp		
INFORMATION TECHNOLOGY															
151031 Computer Software Engineers, Applications	Y	16	33.90											(16)	
151051 Computer Systems Analysts	Y	11	27.05											(11)	
271024 *Graphic Designers	Y	9	14.04	5	118	26	1	8	4	8				21	
151071 Network & Computer Systems Administrators	Y	8	23.08	2	22	27								19	
151041 Computer Support Specialists	Y	7	18.58	2	11	5	2	28	5	15				3	
113021 *Computer & Information Systems Mgrs	Y	6	36.32	4	55	6								0	
151021 *Computer Programmers	Y	6	22.49	3	62	14								8	
151081 *Network Systems & Data Comm. Analysts	Y	4	23.70	1	159	12				4				8	
OTHER															
434051 Customer Service Representatives	N	88	11.11	2	10	2								(86)	
436011 Executive Secretaries & Administrative Asst.	N	45	15.54	2	19	6	1	22	13					(26)	
433031 Bookkeeping, Accounting, & Auditing Clerks	N	44	11.55	4	81	13								(31)	
351012 First-Line Superv. of Food Prep & Serving Wkrs	Y	40	12.23											(40)	
493023 *Automotive Service Tech. & Mechanics	Y	40	14.93				2	47	101					61	
436014 *Secretaries, Exc. Legal, Medical, & Executive	N	39	12.03											(39)	
119141 Property, Real Estate & Community Assoc. Mgrs	Y	34	19.49											(34)	
333012 *Correctional Officers & Jailers	N	29	15.68	2	60	45								16	
431011 First-Line Superv. of Office & Admin. Support Wkrs	N	28	16.73	3	153	21								(7)	
333051 *Police & Sheriff's Patrol Officers	N	20	15.40	2	131	85								65	
119051 *Food Service Managers	Y	17	20.21											(17)	
192041 *Environmental Scientists & Spec., Inc. Health	Y	11	24.66											(11)	
332011 *Fire Fighters	N	11	14.69											(11)	
533032 *Truck Drivers, Heavy & Tractor-Trailer	Y	11	11.19											(11)	
113011 *Administrative Services Mgrs	Y	8	28.86											(8)	
112021 Marketing Managers	Y	4	39.90	2	249	24	1	1	0	3				20	
493011 *Aircraft Mechanics & Service Tech.	Y	4	17.89											(4)	
493031 *Bus & Truck Mechanics & Diesel Engine Spec.	Y	3	13.82								1	7	0	(3)	
436012 *Legal Secretaries	N	2	13.72											(2)	
131031 Claims Adjusters, Examiners, & Investigators	Y	1	19.82											(1)	
232011 *Paralegals & Legal Assistants	Y	1	17.81											(1)	

* Denotes apprenticeable occupations

EFI= Enterprise Florida Key Sectors, Openings = Average annual openings through 2011, Mean Wage = Average hourly wage in 2004

Pgr = No. of programs in 2003-04, Enr = No. of enrollments in 2003-04, Comp = No. of program completers in 2003-04 (Private refers to non-public providers of workforce training in Florida)

Gray shaded areas indicate no program available

Source: Agency for Workforce Innovation and Florida Department of Education. Prepared by CEPRI.

**** Does not include completions from private providers of workforce training, and public and private four-year institutions ****

Table 2c -- Targeted Occupations in Workforce Region 3 (Calhoun, Holmes, Jackson, Liberty, Washington)

DRAFT

OCCUPATION	EFI	Open-ings	Mean Wage	Comm. Coll.			District			Private	Apprenticeship				Openings Minus Total Comp.
				Pgr	Enr	Comp	Pgr	Enr	Comp	Pgr	Pgr	Enr	Comp		
CONSTRUCTION															
472111 *Electricians	Y	9	14.30				1	33	11					2	
471011 First-Line Superv. of Constr. & Extraction Wkrs	Y	8	17.62											(8)	
472031 *Carpenters	Y	6	12.32				1	18	4					(2)	
514121 *Welders, Cutters, Solderers, & Brazers	Y	5	11.75	1	33	2	1	65	16					13	
173031 *Surveying & Mapping Tech.	Y	4	10.48											(4)	
472073 *Operating Engineers/Constr. Equip. Oper.	Y	4	11.51				1	20	24					20	
491011 First-Line Superv. of Mechanics, Install., & Repair.	Y	4	22.33											(4)	
499052 *Telecomm. Line Install. & Repair.	Y	3	15.18											(3)	
119021 Construction Managers	Y	2	21.40											(2)	
173011 *Architectural & Civil Drafters	Y	2	14.74				1	65	11					9	
472141 *Painters, Constr. & Maintenance	Y	2	10.18											(2)	
472152 *Plumbers, Pipefitters, & Steamfitters	Y	2	12.71											(2)	
472211 *Sheet Metal Workers	Y	2	11.46											(2)	
499021 *Heating, A.C., & Refrig. Mechanics & Install.	Y	2	14.30				1	44	5					3	
493021 *Automotive Body & Related Repair.	N	1	15.11				1	64	3					2	
173023 *Electrical & Electronic Engineering Tech.	Y	0	21.81	2	14	1								1	
472181 *Roofers	N	0	10.38											0	
CRITICAL NEED															
399011 *Child Care Workers	N	22	6.67	1	1	0								(22)	
HEALTH SCIENCES															
311012 *Nursing Aides, Orderlies, & Attendants	Y	23	8.65	2	43	33	1	108	85					95	
291111 Registered Nurses	Y	17	20.39	1	163	33								16	
292061 *Licensed Practical & Licensed Vocational Nurses	Y	17	14.18				1	99	38					21	
319092 *Medical Assistants	Y	6	9.22											(6)	
292041 *Emergency Medical Tech. & Paramedics	Y	5	11.05	1	41	38								33	
292021 Dental Hygienists	Y	2	19.60											(2)	
319091 *Dental Assistants	Y	2	9.76											(2)	
119111 Medical & Health Services Managers	Y	1	40.12											(1)	
291126 Respiratory Therapists	Y	1	16.79											(1)	
292011 Medical & Clinical Laboratory Technologists	Y	1	18.30											(1)	
292012 *Medical & Clinical Laboratory Tech.	Y	1	15.38											(1)	
292034 Radiologic Technologists & Tech.	Y	1	18.08											(1)	
436013 *Medical Secretaries	N	1	11.52											(1)	
INFORMATION TECHNOLOGY															
151041 Computer Support Specialists	Y	2	14.85											(2)	

**** Does not include completions from private providers of workforce training, and public and private four-year institutions ****

Table 2c -- Targeted Occupations in Workforce Region 3 (Calhoun, Holmes, Jackson, Liberty, Washington)

DRAFT

OCCUPATION	EFI	Open-ings	Mean Wage	Comm. Coll.			District			Private	Apprenticeship				Openings Minus Total Comp.
				Pgr	Enr	Comp	Pgr	Enr	Comp	Pgr	Pgr	Enr	Comp		
113021 *Computer & Information Systems Mgrs	Y	1	35.15	1	8	0								(1)	
151071 Network & Computer Systems Administrators	Y	1	23.58	1	26	5	1	10	4					8	
151081 *Network Systems & Data Comm. Analysts	Y	1	21.31	1	3	0								(1)	
151021 *Computer Programmers	Y	0	20.06				1	29	2					2	
151051 Computer Systems Analysts	Y	0	28.31											0	
271024 *Graphic Designers	Y	0	16.46											0	
OTHER															
333012 *Correctional Officers & Jailers	N	95	15.73	2	171	122	1	197	14					41	
433031 Bookkeeping, Accounting, & Auditing Clerks	N	9	11.52	1	4	1								(8)	
333051 *Police & Sheriff's Patrol Officers	N	8	14.62	2	46	25								17	
436011 Executive Secretaries & Administrative Asst.	N	7	14.17				1	72	3					(4)	
533032 *Truck Drivers, Heavy & Tractor-Trailer	Y	7	10.76				1	110	89					82	
431011 First-Line Superv. of Office & Admin. Support Wkrs	N	6	16.40	2	32	7								1	
493023 *Automotive Service Tech. & Mechanics	Y	5	12.63	1	36	8	1	46	75					78	
434051 Customer Service Representatives	N	4	9.57				1	18	2					(2)	
493031 *Bus & Truck Mechanics & Diesel Engine Spec.	Y	4	14.65				1	23	5					1	
119141 Property, Real Estate & Community Assoc. Mgrs	Y	3	18.61											(3)	
332011 *Fire Fighters	N	3	14.59	1	103	55								52	
119051 *Food Service Managers	Y	2	20.96	1	13	1								(1)	
113011 *Administrative Services Managers	Y	1	32.08											(1)	
232011 *Paralegals & Legal Assistants	Y	1	16.54											(1)	
436012 *Legal Secretaries	N	1	14.04											(1)	
112021 Marketing Managers	Y	0	49.47				2	19	3					3	
493011 *Aircraft Mechanics & Service Tech.	Y	0	10.60											0	

* Denotes apprenticeable occupations

EFI= Enterprise Florida Key Sectors, Openings = Average annual openings through 2011, Mean Wage = Average hourly wage in 2004

Pgr = No. of programs in 2003-04, Enr = No. of enrollments in 2003-04, Comp = No. of program completers in 2003-04 (Private refers to non-public providers of workforce training in Florida)

Gray shaded areas indicate no program available

Source: Agency for Workforce Innovation and Florida Department of Education. Prepared by CEPRI.

**** Does not include completions from private providers of workforce training, and public and private four-year institutions ****

Table 2d -- Targeted Occupations in Workforce Region 4 (Bay, Franklin, Gulf)

DRAFT

OCCUPATION	EFI	Open-ings	Mean Wage	Comm. Coll.			District			Private	Apprenticeship				Openings Minus Total Comp.
				Pgr	Enr	Comp	Pgr	Enr	Comp		Pgr	Pgr	Enr	Comp	
CONSTRUCTION															
472111 *Electricians	Y	30	14.71	1	26	0	3	62	18		3	11	0	(12)	
471011 First-Line Superv. of Constr. & Extraction Wkrs	Y	21	19.29											(21)	
173031 *Surveying & Mapping Tech.	Y	18	11.38											(18)	
472031 *Carpenters	Y	18	13.09				1	7	3					(15)	
491011 First-Line Superv. of Mechanics, Install., & Repair.	Y	15	20.36											(15)	
492022 *Telecomm. Equip. Install. & Repair.	Y	15	18.18											(15)	
499021 *Heating, A.C., & Refrig. Mechanics & Install.	Y	14	13.81				2	19	6		1	6	0	(8)	
472152 *Plumbers, Pipefitters, & Steamfitters	Y	12	15.57								3	5	0	(12)	
499051 *Electrical Power-Line Install. & Repair.	Y	11	21.81								1	0	0	(11)	
472073 *Operating Engineers/Constr. Equip. Oper.	Y	9	13.39											(9)	
514121 *Welders, Cutters, Solderers, & Brazers	Y	8	13.32				1	38	5		1	0	0	(3)	
472211 *Sheet Metal Workers	Y	6	13.58											(6)	
472141 *Painters, Constr. & Maintenance	Y	5	12.46											(5)	
119021 Construction Managers	Y	4	30.44	1	37	0								(4)	
493021 *Automotive Body & Related Repair.	N	4	15.62				1	23	10					6	
173011 *Architectural & Civil Drafters	Y	3	14.76	1	1	6	2	12	0					3	
173023 *Electrical & Electronic Engineering Tech.	Y	3	24.15	2	31	8					1	0	0	5	
472181 *Roofers	N	2	12.21											(2)	
499052 *Telecomm. Line Install. & Repair.	Y	1	16.56											(1)	
CRITICAL NEED															
399011 *Child Care Workers	N	31	6.84	1	7	8								(23)	
HEALTH SCIENCES															
291111 Registered Nurses	Y	61	22.17	1	232	57								(4)	
292061 *Licensed Practical & Licensed Vocational Nurses	Y	35	13.60	1	1	16	1	131	52					33	
319092 *Medical Assistants	Y	32	9.41											(32)	
311012 *Nursing Aides, Orderlies, & Attendants	Y	30	9.34	1	1	0	1	60	20					(10)	
436013 *Medical Secretaries	N	12	10.75				1	47	9					(3)	
319091 *Dental Assistants	Y	6	9.83	1	116	24					1	2	0	18	
291126 Respiratory Therapists	Y	4	17.54	1	28	6								2	
292034 Radiologic Technologists & Tech.	Y	4	17.25	1	33	10								6	
292041 *Emergency Medical Tech. & Paramedics	Y	4	12.33	2	56	55								51	
119111 Medical & Health Services Managers	Y	3	37.75											(3)	
292012 *Medical & Clinical Laboratory Tech.	Y	2	18.08											(2)	
292021 Dental Hygienists	Y	2	22.68	1	37	12								10	
292011 Medical & Clinical Laboratory Technologists	Y	1	22.43											(1)	

** Does not include completions from private providers of workforce training, and public and private four-year institutions **

Table 2d -- Targeted Occupations in Workforce Region 4 (Bay, Franklin, Gulf)

DRAFT

OCCUPATION	EFI	Open-ings	Mean Wage	Comm. Coll.			District			Private	Apprenticeship				Openings Minus Total Comp.
				Pgr	Enr	Comp	Pgr	Enr	Comp	Pgr	Pgr	Enr	Comp		
INFORMATION TECHNOLOGY															
151051 Computer Systems Analysts	Y	4	27.54											(4)	
113021 *Computer & Information Systems Mgrs	Y	3	36.11											(3)	
151021 *Computer Programmers	Y	3	23.60	2	85	6								3	
151041 Computer Support Specialists	Y	3	13.34											(3)	
151081 *Network Systems & Data Comm. Analysts	Y	3	24.98	1	177	17								14	
271024 *Graphic Designers	Y	3	13.52	1	32	1	1	11	0					(2)	
151031 Computer Software Engineers, Applications	Y	2	37.18											(2)	
151071 Network & Computer Systems Administrators	Y	1	21.38											(1)	
OTHER															
333012 *Correctional Officers & Jailers	N	60	13.76	2	132	116								56	
433031 Bookkeeping, Accounting, & Auditing Clerks	N	40	12.19	2	62	7	1	14	4					(29)	
434051 Customer Service Representatives	N	33	10.98				1	1	0					(33)	
436011 Executive Secretaries & Administrative Asst.	N	22	13.70				1	17	2					(20)	
431011 First-Line Superv. of Office & Admin. Support Wkrs	N	21	15.76	2	48	2								(19)	
333051 *Police & Sheriff's Patrol Officers	N	19	14.84	3	29	7								(12)	
493023 *Automotive Service Tech. & Mechanics	Y	15	12.96				1	29	16					1	
533032 *Truck Drivers, Heavy & Tractor-Trailer	Y	15	13.04	1	9	9				1				(6)	
119051 *Food Service Managers	Y	9	20.33	2	94	8								(1)	
332011 *Fire Fighters	N	6	14.78	1	53	11								5	
493031 *Bus & Truck Mechanics & Diesel Engine Spec.	Y	5	13.91											(5)	
113011 *Administrative Services Managers	Y	4	29.27											(4)	
119141 Property, Real Estate & Community Assoc. Mgrs	Y	4	18.08											(4)	
112021 Marketing Managers	Y	3	38.77	2	83	4				1				1	
436012 *Legal Secretaries	N	3	13.04				1	11	1					(2)	
131031 Claims Adjusters, Examiners, & Investigators	Y	1	25.73											(1)	
232011 *Paralegals & Legal Assistants	Y	1	19.74	1	96	2								1	
493011 *Aircraft Mechanics & Service Tech.	Y	1	16.34											(1)	

* Denotes apprenticeable occupations

EFI= Enterprise Florida Key Sectors, Openings = Average annual openings through 2011, Mean Wage = Average hourly wage in 2004

Pgr = No. of programs in 2003-04, Enr = No. of enrollments in 2003-04, Comp = No. of program completers in 2003-04 (Private refers to non-public providers of workforce training in Florida)

Gray shaded areas indicate no program available

Source: Agency for Workforce Innovation and Florida Department of Education. Prepared by CEPRI.

**** Does not include completions from private providers of workforce training, and public and private four-year institutions ****

Table 2e -- Targeted Occupations in Workforce Region 5 (Gadsden, Leon, Wakulla)

DRAFT

OCCUPATION		EFI	Open-ings	Mean Wage	Comm. Coll.			District			Private	Apprenticeship			Openings Minus Total Comp.
					Pgr	Enr	Comp	Pgr	Enr	Comp	Pgr	Pgr	Enr	Comp	
CONSTRUCTION															
471011	First-Line Superv. of Constr. & Extraction Wkrs	Y	32	20.76											(32)
472111	*Electricians	Y	28	14.40	1	4	0	1	24	16		2	11	5	(7)
472031	*Carpenters	Y	27	15.91				1	19	6		1	0	0	(21)
491011	First-Line Superv. of Mechanics, Install., & Repair.	Y	25	27.96											(25)
499042	*Maintenance & Repair Workers, Gen.	Y	22	12.77											(22)
499021	*Heating, A.C., & Refrig. Mechanics & Install.	Y	18	13.64				1	77	41		3	6	1	24
472141	*Painters, Constr. & Maintenance	Y	14	12.46								1	0	0	(14)
472211	*Sheet Metal Workers	Y	12	14.54								1	0	0	(12)
173011	*Architectural & Civil Drafters	Y	11	16.03	1	67	2	2	29	17	1				8
119021	Construction Managers	Y	10	31.62	2	35	0								(10)
472073	*Operating Engineers/Constr. Equip. Oper.	Y	10	12.44											(10)
173031	*Surveying & Mapping Tech.	Y	9	10.63											(9)
493021	*Automotive Body & Related Repair.	N	7	14.99											(7)
499052	*Telecomm. Line Install. & Repair.	Y	7	14.71											(7)
472152	*Plumbers, Pipefitters, & Steamfitters	Y	6	15.42	1	4	0					5	4	0	(6)
514121	*Welders, Cutters, Solderers, & Brazers	Y	6	12.90				1	17	6					0
472181	*Roofers	N	5	13.36											(5)
173023	*Electrical & Electronic Engineering Tech.	Y	4	18.91	2	31	0								(4)
CRITICAL NEED															
399011	*Child Care Workers	N	78	7.05											(78)
EDUCATION															
259031	Instructional Coordinators	Y	16	21.77											(16)
HEALTH SCIENCES															
291111	Registered Nurses	Y	123	26.15	2	149	49				2				(74)
311012	*Nursing Aides, Orderlies, & Attendants	Y	64	9.14	1	1	0	4	156	214	3				150
292061	*Licensed Practical & Licensed Vocational Nurses	Y	40	15.99				2	145	47					7
319092	*Medical Assistants	Y	31	11.85				1	44	21	1				(10)
119111	Medical & Health Services Mgrs	Y	16	35.49											(16)
311013	Psychiatric Aides	Y	16	12.23											(16)
319091	*Dental Assistants	Y	13	13.59	1	26	13					1	3	0	0
436013	*Medical Secretaries	N	11	10.78				2	40	4					(7)
292011	Medical & Clinical Laboratory Technologists	Y	9	21.96											(9)
291126	Respiratory Therapists	Y	8	18.85	2	56	18								10
292034	Radiologic Technologists & Tech.	Y	8	19.69	1	48	0				1				(8)
292012	*Medical & Clinical Laboratory Tech.	Y	7	12.61											(7)

** Does not include completions from private providers of workforce training, and public and private four-year institutions **

Table 2e -- Targeted Occupations in Workforce Region 5 (Gadsden, Leon, Wakulla)

DRAFT

	OCCUPATION	EFI	Open-ings	Mean Wage	Comm. Coll.			District			Private	Apprenticeship			Openings Minus Total Comp.
					Pgr	Enr	Comp	Pgr	Enr	Comp	Pgr	Pgr	Enr	Comp	
292021	Dental Hygienists	Y	7	31.79	1	48	15								8
292041	<i>*Emergency Medical Tech. & Paramedics</i>	Y	4	12.12	3	47	15								11
INFORMATION TECHNOLOGY															
151071	Network & Computer Systems Administrators	Y	53	28.68	2	86	7	1	41	9	2				(37)
151041	Computer Support Specialists	Y	41	18.76				1	30	8	11				(33)
151081	<i>*Network Systems & Data Comm. Analysts</i>	Y	35	23.22	2	38	6				3				(29)
151051	Computer Systems Analysts	Y	23	21.23											(23)
113021	<i>*Computer & Information Systems Mgrs</i>	Y	22	38.56							1				(22)
151021	<i>*Computer Programmers</i>	Y	20	25.99	3	251	23	1	55	20	2				23
271024	<i>*Graphic Designers</i>	Y	14	16.43	2	208	18	1	24	18	1				22
151031	Computer Software Engineers, Applications	Y	7	32.24											(7)
OTHER															
436011	Executive Secretaries & Administrative Asst.	N	103	14.87				3	106	5	1				(98)
333051	<i>*Police & Sheriff's Patrol Officers</i>	N	81	18.30	2	161	171								90
434051	Customer Service Representatives	N	80	12.04				1	6	1					(79)
333012	<i>*Correctional Officers & Jailers</i>	N	75	16.39	2	20	21								(54)
433031	Bookkeeping, Accounting, & Auditing Clerks	N	70	13.13	2	172	4	1	53	4					(62)
431011	First-Line Superv. of Office & Admin. Support Wkrs	N	50	17.76	3	78	5								(45)
131041	<i>*Compliance Off., Exc. Safety, Agri, Constr & Transp.</i>	Y	38	17.20											(38)
493023	<i>*Automotive Service Tech. & Mechanics</i>	Y	37	17.00				2	62	135		1	0	0	98
533032	<i>*Truck Drivers, Heavy & Tractor-Trailer</i>	Y	27	13.71											(27)
192041	<i>*Environmental Scientists & Spec., Inc. Health</i>	Y	26	22.35											(26)
112031	Public Relations Managers	Y	23	39.32											(23)
331012	First-Line Supervisors of Police & Detectives	N	23	25.24	4	339	15								(8)
254031	Library Tech.	N	22	11.37											(22)
493031	<i>*Bus & Truck Mechanics & Diesel Engine Spec.</i>	Y	18	16.47											(18)
232011	<i>*Paralegals & Legal Assistants</i>	Y	16	18.49	2	215	13								(3)
232093	Title Examiners, Abstractors, & Searchers	Y	16	17.05											(16)
211023	Mental Health & Substance Abuse Social Wkrs	Y	15	15.72											(15)
436012	<i>*Legal Secretaries</i>	N	15	17.47				1	31	6					(9)
113011	<i>*Administrative Services Managers</i>	Y	14	37.15											(14)
333021	Detectives & Criminal Investigators	N	14	22.26				1	120	20					6
119141	Property, Real Estate & Community Assoc. Mgrs	Y	13	27.03											(13)
119051	<i>*Food Service Managers</i>	Y	12	21.05							1				(12)
194091	<i>*Environmental Science Tech., Inc. Health</i>	Y	12	14.88											(12)
499041	<i>*Industrial Machinery Mechanics</i>	Y	10	12.81											(10)

**** Does not include completions from private providers of workforce training, and public and private four-year institutions ****

Table 2e -- Targeted Occupations in Workforce Region 5 (Gadsden, Leon, Wakulla)

DRAFT

OCCUPATION	EFI	Open-ings	Mean Wage	Comm. Coll.			District			Private	Apprenticeship			Openings Minus Total Comp.
				Pgr	Enr	Comp	Pgr	Enr	Comp	Pgr	Pgr	Enr	Comp	
112021 Marketing Managers	Y	9	40.58	4	205	8								(1)
131031 Claims Adjusters, Examiners, & Investigators	Y	8	19.94											(8)
332011 *Fire Fighters	N	4	16.13											(4)
493011 *Aircraft Mechanics & Service Tech.	Y	2	18.86				2	53	22					20

* Denotes apprenticeable occupations

EFI= Enterprise Florida Key Sectors, Openings = Average annual openings through 2011, Mean Wage = Average hourly wage in 2004

Pgr = No. of programs in 2003-04, Enr = No. of enrollments in 2003-04, Comp = No. of program completers in 2003-04 (Private refers to non-public providers of workforce training in Florida)

Gray shaded areas indicate no program available

Source: Agency for Workforce Innovation and Florida Department of Education. Prepared by CEPRI.

**** Does not include completions from private providers of workforce training, and public and private four-year institutions ****

Table 2f -- Targeted Occupations in Workforce Region 6 (Hamilton, Jefferson, Lafayette, Madison, Suwannee, Taylor)

OCCUPATION	EFI	Open-ings	Mean Wage	Comm. Coll.			District			Private	DRAFT Apprenticeship			Openings Minus Total Comp.
				Pgr	Enr	Comp	Pgr	Enr	Comp	Pgr	Pgr	Enr	Comp	
CONSTRUCTION														
471011 First-Line Superv. of Constr. & Extraction Wkrs	Y	6	22.41											(6)
472073 *Operating Engineers/Constr. Equip. Oper.	Y	5	12.52											(5)
472031 *Carpenters	Y	4	11.78				1	50	8					4
491011 First-Line Superv. of Mechanics, Install., & Repair.	Y	4	22.44											(4)
493021 *Automotive Body & Related Repair.	N	4	15.01				1	14	9	1				5
173031 *Surveying & Mapping Tech.	Y	3	12.00											(3)
472152 *Plumbers, Pipefitters, & Steamfitters	Y	3	13.49				1	8	0					(3)
514121 *Welders, Cutters, Solderers, & Brazers	Y	3	15.33				1	126	15	1				12
119021 Construction Managers	Y	2	20.59											(2)
472141 *Painters, Constr. & Maintenance	Y	2	14.44											(2)
173011 *Architectural & Civil Drafters	Y	1	15.78	2	18	5				3				4
472111 *Electricians	Y	1	18.45											(1)
472181 *Roofers	N	1	11.54											(1)
472211 *Sheet Metal Workers	Y	1	17.33				1	2	0					(1)
499021 *Heating, A.C., & Refrig. Mechanics & Install.	Y	1	14.50							1				(1)
173023 *Electrical & Electronic Engineering Tech.	Y	0	21.16											0
499052 *Telecomm. Line Install. & Repair.	Y	0	15.13											0
HEALTH SCIENCES														
311012 *Nursing Aides, Orderlies, & Attendants	Y	32	9.23	1	30	20	2	93	208					196
292061 *Licensed Practical & Licensed Vocational Nurses	Y	18	14.92	1	36	12	1	33	11					5
291111 Registered Nurses	Y	17	21.17							1				(17)
319092 *Medical Assistants	Y	5	9.26											(5)
292041 *Emergency Medical Tech. & Paramedics	Y	4	10.50	2	44	22	1	41	9					27
436013 *Medical Secretaries	N	3	10.47											(3)
119111 Medical & Health Services Managers	Y	2	30.78											(2)
319091 *Dental Assistants	Y	2	12.01											(2)
291126 Respiratory Therapists	Y	1	19.31											(1)
292011 Medical & Clinical Laboratory Technologists	Y	1	18.62											(1)
292021 Dental Hygienists	Y	1	22.63											(1)
292034 Radiologic Technologists & Tech.	Y	1	18.95				1	10	6					5
292012 *Medical & Clinical Laboratory Tech.	Y	0	15.28											0
INFORMATION TECHNOLOGY														
113021 *Computer & Information Systems Mgrs	Y	1	32.13											(1)
151041 Computer Support Specialists	Y	1	13.84				1	6	3					2

**** Does not include completions from private providers of workforce training, and public and private four-year institutions ****

Table 2f -- Targeted Occupations in Workforce Region 6 (Hamilton, Jefferson, Lafayette, Madison, Suwannee, Taylor)

OCCUPATION	EFI	Openings	Mean Wage	Comm. Coll.			District			Private	DRAFT Apprenticeship			Openings Minus Total Comp.
				Pgr	Enr	Comp	Pgr	Enr	Comp	Pgr	Pgr	Enr	Comp	
151051 Computer Systems Analysts	Y	1	23.98											(1)
151071 Network & Computer Systems Administrators	Y	1	24.10	2	31	3	2	14	13					15
151021 *Computer Programmers	Y	0	23.02											0
151081 *Network Systems & Data Comm. Analysts	Y	0	21.59											0
271024 *Graphic Designers	Y	0	13.68											0
OTHER														
333012 *Correctional Officers & Jailers	N	53	15.84	3	100	35								(18)
533032 *Truck Drivers, Heavy & Tractor-Trailer	Y	10	12.59											(10)
433031 Bookkeeping, Accounting, & Auditing Clerks	N	9	11.95				2	18	4					(5)
333051 *Police & Sheriff's Patrol Officers	N	8	15.70	2	143	50								42
493023 *Automotive Service Tech. & Mechanics	Y	7	14.49				2	54	120					113
431011 First-Line Superv. of Office & Admin. Support Wkrs	N	6	16.69	2	15	1				1				(5)
434051 Customer Service Representatives	N	6	8.83	1	3	1								(5)
436011 Executive Secretaries & Administrative Asst.	N	6	14.61	1	44	10	2	117	15	1				19
113011 *Administrative Services Managers	Y	2	27.00											(2)
493031 *Bus & Truck Mechanics & Diesel Engine Spec.	Y	2	16.60											(2)
112021 Marketing Managers	Y	1	26.11	1	13	1								0
119051 *Food Service Managers	Y	1	17.61											(1)
119141 Property, Real Estate & Community Assoc. Mgrs	Y	1	16.37											(1)
332011 *Fire Fighters	N	1	12.90				1	30	0					(1)
436012 *Legal Secretaries	N	1	12.94											(1)
232011 *Paralegals & Legal Assistants	Y	0	15.92											0
493011 *Aircraft Mechanics & Service Tech.	Y	0	19.98											0

* Denotes apprenticeable occupations

EFI= Enterprise Florida Key Sectors, Openings = Average annual openings through 2011, Mean Wage = Average hourly wage in 2004

Pgr = No. of programs in 2003-04, Enr = No. of enrollments in 2003-04, Comp = No. of program completers in 2003-04 (Private refers to non-public providers of workforce training in Florida)

Gray shaded areas indicate no program available

Source: Agency for Workforce Innovation and Florida Department of Education. Prepared by CEPRI.

**** Does not include completions from private providers of workforce training, and public and private four-year institutions ****

Table 2g -- Targeted Occupations in Workforce Region 7 (Columbia, Dixie, Gilchrist, Union)

DRAFT

OCCUPATION	EFI	Open-ings	Mean Wage	Comm. Coll.			District			Private	Apprenticeship				Openings Minus Total Comp.
				Pgr	Enr	Comp	Pgr	Enr	Comp	Pgr	Pgr	Enr	Comp		
CONSTRUCTION															
472031 *Carpenters	Y	13	11.78											(13)	
471011 First-Line Superv. of Constr. & Extraction Wkrs	Y	9	22.41											(9)	
472073 *Operating Engineers/Constr. Equip. Oper.	Y	5	12.52											(5)	
472152 *Plumbers, Pipefitters, & Steamfitters	Y	4	13.49											(4)	
491011 First-Line Superv. of Mechanics, Install., & Repair.	Y	4	22.44											(4)	
493021 *Automotive Body & Related Repair.	N	4	15.01											(4)	
119021 Construction Managers	Y	3	20.59											(3)	
173031 *Surveying & Mapping Tech.	Y	3	12.00											(3)	
472111 *Electricians	Y	3	18.45											(3)	
472141 *Painters, Constr. & Maintenance	Y	3	14.44											(3)	
472181 *Roofers	N	2	11.54											(2)	
472211 *Sheet Metal Workers	Y	2	17.33											(2)	
499021 *Heating, A.C., & Refrig. Mechanics & Install.	Y	2	14.50	1	18	14								12	
173011 *Architectural & Civil Drafters	Y	1	15.78											(1)	
514121 *Welders, Cutters, Solderers, & Brazers	Y	1	15.33	1	9	1	1	11	0					0	
173023 *Electrical & Electronic Engineering Tech.	Y	0	21.16											0	
499052 *Telecomm. Line Install. & Repair.	Y	0	15.13											0	
CRITICAL NEED															
399011 *Child Care Workers	N	15	6.86											(15)	
HEALTH SCIENCES															
291111 Registered Nurses	Y	27	21.17	1	186	48								21	
311012 *Nursing Aides, Orderlies, & Attendants	Y	19	9.23	1	43	45								26	
292061 *Licensed Practical & Licensed Vocational Nurses	Y	13	14.92	1	63	26								13	
319092 *Medical Assistants	Y	7	9.26											(7)	
292041 *Emergency Medical Tech. & Paramedics	Y	4	10.50	2	98	103								99	
436013 *Medical Secretaries	N	4	10.47							1				(4)	
119111 Medical & Health Services Managers	Y	2	30.78											(2)	
319091 *Dental Assistants	Y	2	12.01											(2)	
291126 Respiratory Therapists	Y	1	19.31											(1)	
292011 Medical & Clinical Laboratory Technologists	Y	1	18.62											(1)	
292012 *Medical & Clinical Laboratory Tech.	Y	1	15.28	1	6	10								9	
292021 Dental Hygienists	Y	1	22.63											(1)	
292034 Radiologic Technologists & Tech.	Y	1	18.95											(1)	
INFORMATION TECHNOLOGY															
151021 *Computer Programmers	Y	1	23.02	1	25	3								2	

**** Does not include completions from private providers of workforce training, and public and private four-year institutions ****

Table 2g -- Targeted Occupations in Workforce Region 7 (Columbia, Dixie, Gilchrist, Union)

DRAFT

OCCUPATION	EFI	Open-ings	Mean Wage	Comm. Coll.			District			Private	Apprenticeship				Openings Minus Total Comp.
				Pgr	Enr	Comp	Pgr	Enr	Comp	Pgr	Pgr	Enr	Comp		
151041 Computer Support Specialists	Y	1	13.84												(1)
151051 Computer Systems Analysts	Y	1	23.98												(1)
151071 Network & Computer Systems Administrators	Y	1	24.10	1	5	11									10
151081 *Network Systems & Data Comm. Analysts	Y	1	21.59	1	10	0									(1)
113021 *Computer & Information Systems Mgrs	Y	0	32.13	1	25	3									3
271024 *Graphic Designers	Y	0	13.68	1	32	1									1
OTHER															
333012 *Correctional Officers & Jailers	N	84	15.84	1	406	418									334
533032 *Truck Drivers, Heavy & Tractor-Trailer	Y	17	12.59												(17)
433031 Bookkeeping, Accounting, & Auditing Clerks	N	11	11.95	1	16	2									(9)
493011 *Aircraft Mechanics & Service Tech.	Y	9	19.98												(9)
493023 *Automotive Service Tech. & Mechanics	Y	9	14.49												(9)
333051 *Police & Sheriff's Patrol Officers	N	7	15.70	3	97	78									71
431011 First-Line Superv. of Office & Admin. Support Wkrs	N	7	16.69	2	20	6									(1)
436011 Executive Secretaries & Administrative Asst.	N	6	14.61												(6)
434051 Customer Service Representatives	N	5	8.83	1	26	4									(1)
113011 *Administrative Services Managers	Y	2	27.00												(2)
119051 *Food Service Managers	Y	2	17.61												(2)
493031 *Bus & Truck Mechanics & Diesel Engine Spec.	Y	2	16.60												(2)
112021 Marketing Managers	Y	1	26.11	2	44	11									10
119141 Property, Real Estate & Community Assoc. Mgrs	Y	1	16.37												(1)
232011 *Paralegals & Legal Assistants	Y	1	15.92												(1)
436012 *Legal Secretaries	N	1	12.94												(1)
332011 *Fire Fighters	N	0	12.90												0

* Denotes apprenticeable occupations

EFI= Enterprise Florida Key Sectors, Openings = Average annual openings through 2011, Mean Wage = Average hourly wage in 2004

Pgr = No. of programs in 2003-04, Enr = No. of enrollments in 2003-04, Comp = No. of program completers in 2003-04 (Private refers to non-public providers of workforce training in Florida)

Gray shaded areas indicate no program available

Source: Agency for Workforce Innovation and Florida Department of Education. Prepared by CEPRI.

**** Does not include completions from private providers of workforce training, and public and private four-year institutions ****

Table 2h -- Targeted Occupations in Workforce Region 8 (Baker, Clay, Duval, Nassau, Putnam, St. Johns)

DRAFT

OCCUPATION	EFI	Open-ings	Mean Wage	Comm. Coll.			District			Private	Apprenticeship				Openings Minus Total Comp.
				Pgr	Enr	Comp	Pgr	Enr	Comp	Pgr	Pgr	Enr	Comp		
CONSTRUCTION															
472111 *Electricians	Y	178	18.56	3	590	103						3	501	76	1
471011 First-Line Superv. of Constr. & Extraction Wkrs	Y	164	23.00												(164)
472031 *Carpenters	Y	154	14.14	2	201	20	1	18	0			3	109	9	(125)
472152 *Plumbers, Pipefitters, & Steamfitters	Y	112	16.28	3	269	10						8	328	26	(76)
472141 *Painters, Constr. & Maintenance	Y	96	13.93	1	1	0						2	0	0	(96)
514121 *Welders, Cutters, Solderers, & Brazers	Y	94	14.55	1	176	2	1	65	25	4					(67)
491011 First-Line Superv. of Mechanics, Install., & Repair.	Y	92	25.27												(92)
499042 *Maintenance & Repair Workers, Gen.	Y	78	13.81												(78)
472073 *Operating Engineers/Constr. Equip. Oper.	Y	58	14.79	1	27	0						2	30	0	(58)
119021 Constr. Managers	Y	53	34.14	2	33	7				3					(46)
173031 *Surveying & Mapping Tech.	Y	43	12.33												(43)
499021 *Heating, A.C., & Refrig. Mechanics & Install.	Y	42	15.45	2	297	34	2	40	20	2	2	108	8		20
472181 *Roofers	N	36	13.12									2	12	0	(36)
472211 *Sheet Metal Workers	Y	34	16.07	1	57	9						2	60	0	(25)
493021 *Automotive Body & Related Repair.	N	29	17.05	2	70	4						1	0	0	(25)
173011 *Architectural & Civil Drafters	Y	28	16.90	3	73	7	2	11	0	4					(21)
173023 *Electrical & Electronic Engineering Tech.	Y	27	22.21	4	91	6						2	1	3	(18)
472081 *Drywall & Ceiling Tile Install.	N	27	14.84												(27)
472044 *Tile & Marble Setters	Y	25	14.39									1	0	0	(25)
499052 *Telecomm. Line Install. & Repair.	Y	24	19.04												(24)
CRITICAL NEED															
399011 *Child Care Workers	N	290	7.17	4	19	1	2	68	40						(249)
EDUCATION															
259041 *Teacher Assistants	Y	149	11.73												(149)
HEALTH SCIENCES															
291111 Registered Nurses	Y	488	23.25	3	3130	362				2					(126)
311012 *Nursing Aides, Orderlies, & Attendants	Y	186	9.96	2	222	3	2	101	157	9					(26)
319092 *Medical Assistants	Y	171	11.92	1	36	10	1	45	11	14					(150)
292061 *Licensed Practical & Licensed Vocational Nurses	Y	123	16.68	1	254	85	1	123	57	2					19
119111 Medical & Health Services Managers	Y	68	33.12												(68)
319091 *Dental Assistants	Y	60	12.61	1	48	13				3					(47)
292034 Radiologic Technologists & Tech.	Y	56	17.37	4	452	29				2					(27)
436013 *Medical Secretaries	N	49	12.38	1	5	0	1	33	5	1	1	0	0		(44)
292041 *Emergency Medical Tech. & Paramedics	Y	40	11.69	3	196	118	2	82	72	2					150
292021 Dental Hygienists	Y	38	25.04	2	173	34									(4)

**** Does not include completions from private providers of workforce training, and public and private four-year institutions ****

Table 2h -- Targeted Occupations in Workforce Region 8 (Baker, Clay, Duval, Nassau, Putnam, St. Johns)

DRAFT

OCCUPATION	EFI	Open-ings	Mean Wage	Comm. Coll.			District			Private	Apprenticeship				Openings Minus Total Comp.
				Pgr	Enr	Comp	Pgr	Enr	Comp	Pgr	Pgr	Enr	Comp		
292011 Medical & Clinical Laboratory Technologists	Y	37	19.72	2	31	14									(23)
291126 Respiratory Therapists	Y	31	19.30	2	44	13									(18)
291071 Physician Assistants	Y	27	22.51												(27)
292012 *Medical & Clinical Laboratory Tech.	Y	20	14.11	2	51	9									(11)
OTHER															
434051 Customer Service Representatives	N	926	12.51	2	364	308									(618)
433031 Bookkeeping, Accounting, & Auditing Clerks	N	292	12.82	4	239	13				2					(279)
533032 *Truck Drivers, Heavy & Tractor-Trailer	Y	284	17.17							11					(284)
436011 Executive Secretaries & Administrative Asst.	N	249	15.43	3	166	13	1	38	4	5					(232)
431011 First-Line Superv. of Office & Admin. Support Wkrs	N	235	19.91	7	396	43									(192)
436014 *Secretaries, Exc. Legal, Medical, & Executive	N	184	11.90												(184)
493023 *Automotive Service Tech. & Mechanics	Y	174	16.49	5	234	5	2	28	27		2	60	0		(142)
151031 Computer Software Engineers, Applications	Y	128	44.02	1	6	0									(128)
333051 *Police & Sheriff's Patrol Officers	N	105	19.53	4	397	198									93
151021 *Computer Programmers	Y	97	41.63	8	332	26				2					(71)
151041 Computer Support Specialists	Y	95	19.87	2	25	1	1	7	2	78					(92)
131031 Claims Adjusters, Examiners, & Investigators	Y	90	21.47	1	200	186									96
493031 *Bus & Truck Mechanics & Diesel Engine Spec.	Y	83	16.88	1	14	0	1	14	18	6					(65)
151051 Computer Systems Analysts	Y	78	31.66	2	4	0									(78)
151081 *Network Systems & Data Comm. Analysts	Y	78	33.08	7	515	31				19					(47)
113021 *Computer & Information Systems Mgrs	Y	75	42.95	6	258	26				4					(49)
151071 Network & Computer Systems Administrators	Y	65	26.52	4	205	34	1	27	11	15					(20)
132041 Credit Analysts	Y	61	28.18												(61)
271024 *Graphic Designers	Y	56	19.99	7	192	17	1	17	1	12					(38)
333012 *Correctional Officers & Jailers	N	53	16.66	3	174	98									45
151061 Database Administrators	Y	50	27.41	4	90	11									(39)
113011 *Administrative Services Managers	Y	46	30.99												(46)
119141 Property, Real Estate & Community Assoc. Mgrs	Y	42	23.22												(42)
112021 Marketing Managers	Y	35	44.04	9	346	16				4					(19)
332011 *Fire Fighters	N	35	15.36	1	207	99	1	180	113						177
131041 *Compliance Off.,Exc. Safety,Agri,Constr&Transp.	Y	34	22.04												(34)
232011 *Paralegals & Legal Assistants	Y	33	22.65	2	234	23				1					(10)
119051 *Food Service Managers	Y	32	24.67	8	309	37									5
132051 Financial Analysts	Y	31	33.38												(31)
493042 *Mobile Heavy Equip. Mechanics, Exc. Engines	N	30	16.32												(30)
493011 *Aircraft Mechanics & Service Tech.	Y	29	18.80	3	147	75									46

**** Does not include completions from private providers of workforce training, and public and private four-year institutions ****

Table 2h -- Targeted Occupations in Workforce Region 8 (Baker, Clay, Duval, Nassau, Putnam, St. Johns)

DRAFT

OCCUPATION	EFI	Open-ings	Mean Wage	Comm. Coll.			District			Private	Apprenticeship				Openings Minus Total Comp.
				Pgr	Enr	Comp	Pgr	Enr	Comp	Pgr	Pgr	Enr	Comp		
532021 Air Traffic Controllers	N	26	51.31												(26)
436012 *Legal Secretaries	N	19	18.09	1	6	0									(19)

* Denotes apprenticeable occupations

EFI= Enterprise Florida Key Sectors, Openings = Average annual openings through 2011, Mean Wage = Average hourly wage in 2004

Pgr = No. of programs in 2003-04, Enr = No. of enrollments in 2003-04, Comp = No. of program completers in 2003-04 (Private refers to non-public providers of workforce training in Florida)

Gray shaded areas indicate no program available

Source: Agency for Workforce Innovation and Florida Department of Education. Prepared by CEPRI.

**** Does not include completions from private providers of workforce training, and public and private four-year institutions ****

Table 2i -- Targeted Occupations in Workforce Region 9 (Alachua, Bradford)

DRAFT

OCCUPATION	EFI	Open-ings	Mean Wage	Comm. Coll.			District			Private	Apprenticeship				Openings Minus Total Comp.
				Pgr	Enr	Comp	Pgr	Enr	Comp	Pgr	Pgr	Enr	Comp		
CONSTRUCTION															
472111 *Electricians	Y	34	13.69	1	166	17						4	131	37	20
499042 *Maintenance & Repair Workers, Gen.	Y	25	12.75												(25)
514121 *Welders, Cutters, Solderers, & Brazers	Y	24	12.91	1	3	8	1	29	20						4
499021 *Heating, A.C., & Refrig. Mechanics & Install.	Y	20	15.39	1	42	23						3	5	4	7
471011 First-Line Superv. of Constr. & Extraction Wkrs	Y	18	20.37												(18)
472031 *Carpenters	Y	18	14.29	1	8	0	1	10	0			2	3	1	(17)
491011 First-Line Superv. of Mechanics, Install., & Repair.	Y	18	24.69												(18)
472152 *Plumbers, Pipefitters, & Steamfitters	Y	13	14.53	1	18	3						3	8	2	(8)
119021 Construction Managers	Y	11	23.55	1	29	23									12
472141 *Painters, Constr. & Maintenance	Y	9	12.28									1	0	0	(9)
173031 *Surveying & Mapping Tech.	Y	6	11.09												(6)
472073 *Operating Engineers/Constr. Equip. Oper.	Y	6	13.30												(6)
173011 *Architectural & Civil Drafters	Y	5	14.41												(5)
493021 *Automotive Body & Related Repair.	N	4	18.89												(4)
173023 *Electrical & Electronic Engineering Tech.	Y	3	20.38												(3)
472181 *Roofers	N	3	12.24												(3)
472211 *Sheet Metal Workers	Y	3	13.96									1	0	0	(3)
499052 *Telecomm. Line Install. & Repair.	Y	1	14.90												(1)
CRITICAL NEED															
399011 *Child Care Workers	N	71	8.11	1	16	1									(70)
HEALTH SCIENCES															
291111 Registered Nurses	Y	179	23.83	2	271	114				2					(65)
319092 *Medical Assistants	Y	45	11.10							1					(45)
311012 *Nursing Aides, Orderlies, & Attendants	Y	43	9.35	1	30	22	1	120	118	2					97
292061 *Licensed Practical & Licensed Vocational Nurses	Y	35	15.43	1	61	26									(9)
319091 *Dental Assistants	Y	23	13.56	1	44	29									6
119111 Medical & Health Services Managers	Y	15	37.41							1					(15)
292053 Psychiatric Tech.	Y	12	12.12												(12)
436013 *Medical Secretaries	N	12	9.52							1					(12)
292011 Medical & Clinical Laboratory Technologists	Y	11	21.10												(11)
291071 Physician Assistants	Y	10	31.42												(10)
291126 Respiratory Therapists	Y	9	19.42	2	52	13									4
292034 Radiologic Technologists & Tech.	Y	7	19.56	2	106	27									20
292041 *Emergency Medical Tech. & Paramedics	Y	7	10.61	2	94	89									82
292012 *Medical & Clinical Laboratory Tech.	Y	4	13.75												(4)
292021 Dental Hygienists	Y	1	20.79	2	59	24									23

** Does not include completions from private providers of workforce training, and public and private four-year institutions **

Table 2i -- Targeted Occupations in Workforce Region 9 (Alachua, Bradford)

DRAFT

OCCUPATION	EFI	Open-ings	Mean Wage	Comm. Coll.			District			Private	Apprenticeship				Openings Minus Total Comp.
				Pgr	Enr	Comp	Pgr	Enr	Comp	Pgr	Pgr	Enr	Comp		
INFORMATION TECHNOLOGY															
151051 Computer Systems Analysts	Y	21	26.67	1	7	22								1	
151041 Computer Support Specialists	Y	18	15.92	2	8	30				5				12	
151031 Computer Software Engineers, Applications	Y	13	30.11											(13)	
151071 Network & Computer Systems Administrators	Y	11	22.12	3	94	56								45	
271024 *Graphic Designers	Y	11	15.21	2	55	45				1				34	
151021 *Computer Programmers	Y	10	22.77	2	87	28								18	
113021 *Computer & Information Systems Mgrs	Y	7	44.45	3	89	66								59	
151081 *Network Systems & Data Comm. Analysts	Y	7	20.85	1	1	0								(7)	
OTHER															
436011 Executive Secretaries & Administrative Asst.	N	65	14.81	1	0	1	1	18	1					(63)	
333012 *Correctional Officers & Jailers	N	61	15.48	1	4	23								(38)	
433031 Bookkeeping, Accounting, & Auditing Clerks	N	57	12.52	2	3	2	1	7	0					(55)	
434051 Customer Service Representatives	N	50	10.98											(50)	
431011 First-Line Superv. of Office & Admin. Support Wkrs	N	42	17.99	5	107	60								18	
533032 *Truck Drivers, Heavy & Tractor-Trailer	Y	41	15.16				1	55	47					6	
493023 *Automotive Service Tech. & Mechanics	Y	40	14.79	2	38	28					1	0	0	(12)	
333051 *Police & Sheriff's Patrol Officers	N	30	18.32	1	8	43								13	
254031 Library Tech.	N	23	10.72											(23)	
131031 Claims Adjusters, Examiners, & Investigators	Y	22	24.47											(22)	
119141 Property, Real Estate & Community Assoc. Mgrs	Y	16	18.66											(16)	
499041 *Industrial Machinery Mechanics	Y	15	14.09								2	0	0	(15)	
211023 Mental Health & Substance Abuse Social Wkrs	Y	11	14.90							1				(11)	
113011 *Administrative Services Managers	Y	7	30.10											(7)	
119051 *Food Service Managers	Y	7	22.87											(7)	
232011 *Paralegals & Legal Assistants	Y	7	16.94	2	66	8				1				1	
332011 *Fire Fighters	N	7	17.86											(7)	
436012 *Legal Secretaries	N	7	15.52											(7)	
112021 Marketing Managers	Y	5	35.40	2	81	23				1				18	
493031 *Bus & Truck Mechanics & Diesel Engine Spec.	Y	5	15.86				1	3	0					(5)	
493011 *Aircraft Mechanics & Service Tech.	Y	1	18.29											(1)	

* Denotes apprenticeable occupations

EFI= Enterprise Florida Key Sectors, Openings = Average annual openings through 2011, Mean Wage = Average hourly wage in 2004

Pgr = No. of programs in 2003-04, Enr = No. of enrollments in 2003-04, Comp = No. of program completers in 2003-04 (Private refers to non-public providers of workforce training in Florida)

Gray shaded areas indicate no program available

Source: Agency for Workforce Innovation and Florida Department of Education. Prepared by CEPRI.

**** Does not include completions from private providers of workforce training, and public and private four-year institutions ****

Table 2j -- Targeted Occupations in Workforce Region 10 (Citrus, Levy, Marion)

DRAFT

OCCUPATION	EFI	Open-ings	Mean Wage	Comm. Coll.			District			Private	Apprenticeship			Openings Minus Total Comp.
				Pgr	Enr	Comp	Pgr	Enr	Comp	Pgr	Pgr	Enr	Comp	
CONSTRUCTION														
471011 First-Line Superv. of Constr. & Extraction Wkrs	Y	44	20.76											(44)
472031 *Carpenters	Y	33	13.43				1	5	3					(30)
514121 *Welders, Cutters, Solderers, & Brazers	Y	33	14.42	1	69	0	2	25	26					(7)
493021 *Automotive Body & Related Repair.	N	30	14.24	1	36	4	1	16	12					(14)
491011 First-Line Superv. of Mechanics, Install., & Repair.	Y	27	20.88											(27)
472073 *Operating Engineers/Constr. Equip. Oper.	Y	25	12.70	1	1	0								(25)
499021 *Heating, A.C., & Refrig. Mechanics & Install.	Y	22	15.09	2	46	3	1	31	17					(2)
472111 *Electricians	Y	21	17.41				1	13	2		2	44	3	(16)
472152 *Plumbers, Pipefitters, & Steamfitters	Y	18	12.52								1	0	0	(18)
119021 Construction Managers	Y	15	25.11											(15)
472211 *Sheet Metal Workers	Y	14	11.75											(14)
499052 *Telecomm. Line Install. & Repair.	Y	14	17.71											(14)
472141 *Painters, Constr. & Maintenance	Y	13	12.09											(13)
492022 *Telecomm. Equip. Install. & Repair.	Y	13	20.10											(13)
173031 *Surveying & Mapping Tech.	Y	12	11.66											(12)
472021 *Brickmasons & Blockmasons	N	11	15.65											(11)
472181 *Roofers	N	11	13.26											(11)
472161 *Plasterers & Stucco Masons	N	10	13.40											(10)
499051 *Electrical Power-Line Install. & Repair.	Y	10	19.48								1	4	3	(7)
173023 *Electrical & Electronic Engineering Tech.	Y	4	17.91	1	5	0								(4)
173011 *Architectural & Civil Drafters	Y	3	13.13	2	101	0								(3)
CRITICAL NEED														
399011 *Child Care Workers	N	85	7.11											(85)
EDUCATION														
259041 *Teacher Assistants	Y	58	10.77											(58)
HEALTH SCIENCES														
291111 Registered Nurses	Y	133	21.64	2	333	73								(60)
311012 *Nursing Aides, Orderlies, & Attendants	Y	89	9.71	1	4	0	2	168	184	2				95
319092 *Medical Assistants	Y	53	10.61				1	63	21	2				(32)
292061 *Licensed Practical & Licensed Vocational Nurses	Y	52	14.95	1	141	30	1	67	26	1				4
436013 *Medical Secretaries	N	24	11.49				1	16	5					(19)
319091 *Dental Assistants	Y	13	11.53											(13)
292021 Dental Hygienists	Y	12	24.18											(12)
319094 Medical Transcriptionists	Y	10	12.46				1	3	2					(8)
292034 Radiologic Technologists & Tech.	Y	9	19.51				1	56	26					17
292041 *Emergency Medical Tech. & Paramedics	Y	9	12.59	2	155	85								76

** Does not include completions from private providers of workforce training, and public and private four-year institutions **

Table 2j -- Targeted Occupations in Workforce Region 10 (Citrus, Levy, Marion)

DRAFT

OCCUPATION	EFI	Open-ings	Mean Wage	Comm. Coll.			District			Private	Apprenticeship			Openings Minus Total Comp.
				Pgr	Enr	Comp	Pgr	Enr	Comp	Pgr	Pgr	Enr	Comp	
119111 Medical & Health Services Managers	Y	8	36.27											(8)
291126 Respiratory Therapists	Y	6	19.10											(6)
292012 *Medical & Clinical Laboratory Tech.	Y	5	14.53				1	24	8					3
292011 Medical & Clinical Laboratory Technologists	Y	4	19.33											(4)
INFORMATION TECHNOLOGY														
151041 Computer Support Specialists	Y	9	14.26											(9)
151071 Network & Computer Systems Administrators	Y	7	23.75				1	9	0					(7)
271024 *Graphic Designers	Y	5	15.50				1	43	0					(5)
113021 *Computer & Information Systems Mgrs	Y	4	38.08	2	163	11								7
151051 Computer Systems Analysts	Y	4	22.67											(4)
151031 Computer Software Engineers, Applications	Y	3	29.93											(3)
151081 *Network Systems & Data Comm. Analysts	Y	3	21.09	3	184	5				1				2
151021 *Computer Programmers	Y	2	21.61											(2)
OTHER														
493023 *Automotive Service Tech. & Mechanics	Y	72	14.29	3	48	4	1	18	33					(35)
433031 Bookkeeping, Accounting, & Auditing Clerks	N	59	11.89	2	102	2	2	37	5					(52)
533032 *Truck Drivers, Heavy & Tractor-Trailer	Y	52	14.46	1	42	29	1	24	16					(7)
431011 First-Line Superv. of Office & Admin. Support Wkrs	N	46	18.31	3	207	11								(35)
434051 Customer Service Representatives	N	44	10.58											(44)
333012 *Correctional Officers & Jailers	N	37	15.26	1	146	126	1	143	132					221
512092 *Team Assemblers	Y	37	12.02											(37)
436011 Executive Secretaries & Administrative Asst.	N	34	15.34				1	110	5	1				(29)
333051 *Police & Sheriff's Patrol Officers	N	22	17.41	1	111	12	1	141	129					119
493031 *Bus & Truck Mechanics & Diesel Engine Spec.	Y	20	14.89				1	5	4					(16)
519041 *Extruding, Forming, & Pressing Machine Oper.	Y	15	13.12											(15)
119141 Property, Real Estate & Community Assoc. Mgrs	Y	12	25.28											(12)
332011 *Fire Fighters	N	12	13.50				1	111	78					66
119051 *Food Service Managers	Y	9	20.59	4	59	5								(4)
113011 *Administrative Services Managers	Y	8	28.03											(8)
436012 *Legal Secretaries	N	7	12.45				1	20	3					(4)
112021 Marketing Managers	Y	4	33.11	4	168	10								6
232011 *Paralegals & Legal Assistants	Y	4	14.48	2	131	10								6
131031 Claims Adjusters, Examiners, & Investigators	Y	2	21.83											(2)

* Denotes apprenticeable occupations

EFI= Enterprise Florida Key Sectors, Openings = Average annual openings through 2011, Mean Wage = Average hourly wage in 2004

Pgr = No. of programs in 2003-04, Enr = No. of enrollments in 2003-04, Comp = No. of program completers in 2003-04 (Private refers to non-public providers of workforce training in Florida)

Gray shaded areas indicate no program available

Source: Agency for Workforce Innovation and Florida Department of Education. Prepared by CEPRI.

**** Does not include completions from private providers of workforce training, and public and private four-year institutions ****

Table 2k -- Targeted Occupations in Workforce Region 11 (Flagler, Volusia)

DRAFT

OCCUPATION	EFI	Open-ings	Mean Wage	Comm. Coll.			District			Private	Apprenticeship				Openings Minus Total Comp.
				Pgr	Enr	Comp	Pgr	Enr	Comp	Pgr	Pgr	Enr	Comp		
CONSTRUCTION															
471011 First-Line Superv. of Constr. & Extraction Wkrs	Y	54	19.48											(54)	
472111 *Electricians	Y	38	15.29	1	216	43	1	10	0		4	110	20	25	
472031 *Carpenters	Y	28	11.95				1	5	0					(28)	
491011 First-Line Superv. of Mechanics, Install., & Repair.	Y	24	22.28											(24)	
119021 Construction Managers	Y	22	28.95	2	122	3								(19)	
472152 *Plumbers, Pipefitters, & Steamfitters	Y	21	14.18	1	46	6					2	51	0	(15)	
472181 *Roofers	N	21	11.67											(21)	
472073 *Operating Engineers/Constr. Equip. Oper.	Y	16	12.01											(16)	
472141 *Painters, Constr. & Maintenance	Y	14	10.69											(14)	
173031 *Surveying & Mapping Tech.	Y	13	12.76											(13)	
499021 *Heating, A.C., & Refrig. Mechanics & Install.	Y	12	13.92	1	80	12	1	6	0		1	7	0	0	
514041 *Machinists	Y	11	14.58	1	30	0					1	17	1	(10)	
472161 *Plasterers & Stucco Masons	N	10	15.12											(10)	
472211 *Sheet Metal Workers	Y	10	12.91											(10)	
514121 *Welders, Cutters, Solderers, & Brazers	Y	10	13.88	1	22	2								(8)	
173011 *Architectural & Civil Drafters	Y	5	15.79	2	221	2				1				(3)	
493021 *Automotive Body & Related Repair.	N	5	18.97	1	58	5								0	
173023 *Electrical & Electronic Engineering Tech.	Y	4	15.61	1	109	8								4	
499052 *Telecomm. Line Install. & Repair.	Y	2	19.33											(2)	
CRITICAL NEED															
399011 *Child Care Workers	N	71	7.81	1	3	0	1	47	36		3	163	82	47	
EDUCATION															
251194 Vocational Education Teachers, Postsecondary	Y	22	16.23											(22)	
259031 Instructional Coordinators	Y	10	24.00											(10)	
HEALTH SCIENCES															
291111 Registered Nurses	Y	168	22.05	1	458	139								(29)	
311012 *Nursing Aides, Orderlies, & Attendants	Y	83	9.80	1	175	169	1	47	62	2				148	
292061 *Licensed Practical & Licensed Vocational Nurses	Y	63	15.90	1	182	65								2	
319092 *Medical Assistants	Y	43	11.08	1	43	12				4				(31)	
319091 *Dental Assistants	Y	26	12.40	1	41	13				2				(13)	
292041 *Emergency Medical Tech. & Paramedics	Y	21	11.69	2	117	85								64	
436013 *Medical Secretaries	N	19	12.57				1	19	4	3				(15)	
292034 Radiologic Technologists & Tech.	Y	14	18.77	1	55	10				2				(4)	
119111 Medical & Health Services Managers	Y	13	33.25											(13)	

** Does not include completions from private providers of workforce training, and public and private four-year institutions **

Table 2k -- Targeted Occupations in Workforce Region 11 (Flagler, Volusia)

DRAFT

OCCUPATION	EFI	Open-ings	Mean Wage	Comm. Coll.			District			Private	Apprenticeship				Openings Minus Total Comp.
				Pgr	Enr	Comp	Pgr	Enr	Comp	Pgr	Pgr	Enr	Comp		
292011 Medical & Clinical Laboratory Technologists	Y	11	18.73											(11)	
291126 Respiratory Therapists	Y	10	18.75	1	38	6								(4)	
319094 Medical Transcriptionists	Y	10	13.22	1	32	12								2	
292021 Dental Hygienists	Y	5	21.16	1	41	14								9	
292012 *Medical & Clinical Laboratory Tech.	Y	1	15.32											(1)	
INFORMATION TECHNOLOGY															
151041 Computer Support Specialists	Y	20	13.23							1				(20)	
151031 Computer Software Engineers, Applications	Y	12	42.88											(12)	
113021 *Computer & Information Systems Mgrs	Y	8	39.30	1	1102	10				1				2	
151071 Network & Computer Systems Administrators	Y	8	24.99	2	249	24				3				16	
271024 *Graphic Designers	Y	8	16.43	4	473	22				1				14	
151081 *Network Systems & Data Comm. Analysts	Y	7	27.33	2	354	16				2				9	
151021 *Computer Programmers	Y	6	28.25	2	334	11				1				5	
151051 Computer Systems Analysts	Y	4	25.80											(4)	
OTHER															
433031 Bookkeeping, Accounting, & Auditing Clerks	N	87	12.55	3	601	13								(74)	
434051 Customer Service Representatives	N	79	10.75				1	1	1					(78)	
493023 *Automotive Service Tech. & Mechanics	Y	74	16.36	2	140	2					1	0	0	(72)	
436011 Executive Secretaries & Administrative Asst.	N	63	16.02	1	33	22	1	9	0					(41)	
333051 *Police & Sheriff's Patrol Officers	N	57	16.22	1	181	104								47	
431011 First-Line Superv. of Office & Admin. Support Wkrs	N	47	17.13	3	461	30								(17)	
533032 *Truck Drivers, Heavy & Tractor-Trailer	Y	47	13.34				1	55	40					(7)	
333012 *Correctional Officers & Jailers	N	33	15.10	1	83	81								48	
119141 Property, Real Estate & Community Assoc. Mgrs	Y	15	17.60											(15)	
113011 *Administrative Services Managers	Y	14	28.11											(14)	
119051 *Food Service Managers	Y	14	19.82	3	236	20								6	
332011 *Fire Fighters	N	14	15.62	1	108	84	1	76	17					87	
493031 *Bus & Truck Mechanics & Diesel Engine Spec.	Y	13	15.00								1	0	0	(13)	
132082 Tax Preparers	Y	11	13.68											(11)	
254031 Library Tech.	N	11	11.25											(11)	
292081 *Opticians, Dispensing	Y	11	13.30											(11)	
514011 *Computer-Controlled Machine Tool Oper., M & P	Y	11	12.94											(11)	
232011 *Paralegals & Legal Assistants	Y	8	17.96	2	381	23								15	
436012 *Legal Secretaries	N	7	13.54											(7)	
112021 Marketing Managers	Y	6	38.31	4	583	15				1				9	

** Does not include completions from private providers of workforce training, and public and private four-year institutions **

Table 2k -- Targeted Occupations in Workforce Region 11 (Flagler, Volusia)

DRAFT

OCCUPATION	EFI	Open-ings	Mean Wage	Comm. Coll.			District			Private	Apprenticeship				Openings Minus Total Comp.
				Pgr	Enr	Comp	Pgr	Enr	Comp	Pgr	Pgr	Enr	Comp		
493011 *Aircraft Mechanics & Service Tech.	Y	4	16.57												(4)
131031 Claims Adjusters, Examiners, & Investigators	Y	1	22.04												(1)

* Denotes apprenticeable occupations

EFI= Enterprise Florida Key Sectors, Openings = Average annual openings through 2011, Mean Wage = Average hourly wage in 2004

Pgr = No. of programs in 2003-04, Enr = No. of enrollments in 2003-04, Comp = No. of program completers in 2003-04 (Private refers to non-public providers of workforce training in Florida)

Gray shaded areas indicate no program available

Source: Agency for Workforce Innovation and Florida Department of Education. Prepared by CEPRI.

**** Does not include completions from private providers of workforce training, and public and private four-year institutions ****

Table 2I -- Targeted Occupations in Workforce Region 12 (Orange, Osceola, Seminole, Lake, Sumter)

DRAFT

OCCUPATION	EFI	Open-ings	Mean Wage	Comm. Coll.			District			Private	Apprenticeship			Openings Minus Total Comp.
				Pgr	Enr	Comp	Pgr	Enr	Comp		Pgr	Enr	Comp	
CONSTRUCTION														
499042 *Maintenance & Repair Workers, Gen.	Y	283	12.95	1	6	0	1	49	4		5	110	47	(232)
471011 First-Line Superv. of Constr. & Extraction Wkrs	Y	279	22.41											(279)
472111 *Electricians	Y	277	16.57	1	179	4	3	118	27		5	519	133	(113)
491011 First-Line Superv. of Mechanics, Install., & Repair.	Y	211	23.20											(211)
472031 *Carpenters	Y	208	15.97				1	17	4		3	37	6	(198)
499021 *Heating, A.C., & Refrig. Mechanics & Install.	Y	168	14.97	1	25	0	2	194	44		3	106	23	(101)
472141 *Painters, Constr. & Maintenance	Y	156	14.89								1	111	11	(145)
514121 *Welders, Cutters, Solderers, & Brazers	Y	153	14.58	1	2	0	2	123	67					(86)
472152 *Plumbers, Pipefitters, & Steamfitters	Y	144	16.65	2	178	9	1	4	4		5	146	27	(104)
119021 Construction Managers	Y	140	34.23	1	208	18								(122)
173023 *Electrical & Electronic Engineering Tech.	Y	126	20.14	3	236	18				1				(108)
499052 *Telecomm. Line Install. & Repair.	Y	80	16.55											(80)
472073 *Operating Engineers/Constr. Equip. Oper.	Y	79	14.79								2	23	11	(68)
472211 *Sheet Metal Workers	Y	75	15.42	1	93	0					3	95	9	(66)
173011 *Architectural & Civil Drafters	Y	63	22.03	5	265	41	2	95	32	5				10
514041 *Machinists	Y	50	15.07				1	15	1					(49)
173031 *Surveying & Mapping Tech.	Y	49	14.13											(49)
493021 *Automotive Body & Related Repair.	N	40	16.18				2	110	36					(4)
472181 *Roofers	N	38	13.37											(38)
472161 *Plasterers & Stucco Masons	N	37	12.99								1	1	0	(37)
492094 *Electronics Repair., Commercial & Industrial Equip.	Y	35	16.17	1	34	10								(25)
472021 *Brickmasons & Blockmasons	N	31	17.97								2	27	2	(29)
472121 *Glaziers	N	30	13.06								1	20	3	(27)
173022 Civil Engineering Tech.	Y	28	18.28	2	81	3								(25)
472081 *Drywall & Ceiling Tile Install.	N	28	14.74								1	17	2	(26)
492022 *Telecomm. Equip. Install. & Repair.	Y	28	20.07								1	3	1	(27)
472221 *Structural Iron & Steel Workers	N	27	22.40								1	71	16	(11)
474011 *Construction & Building Inspectors	Y	26	19.50											(26)
CRITICAL NEED														
399011 *Child Care Workers	N	367	7.60								3	100	53	(314)
EDUCATION														
251194 Vocational Education Teachers, Postsecondary	Y	59	19.28							3				(59)
259031 Instructional Coordinators	Y	25	22.76											(25)
HEALTH SCIENCES														
291111 Registered Nurses	Y	694	22.57	3	3732	336								(358)

**** Does not include completions from private providers of workforce training, and public and private four-year institutions ****

Table 2I -- Targeted Occupations in Workforce Region 12 (Orange, Osceola, Seminole, Lake, Sumter)

DRAFT

OCCUPATION	EFI	Open-ings	Mean Wage	Comm. Coll.			District			Private	Apprenticeship			Openings Minus Total Comp.
				Pgr	Enr	Comp	Pgr	Enr	Comp		Pgr	Enr	Comp	
311012 *Nursing Aides, Orderlies, & Attendants	Y	348	9.50	1	114	35	4	475	603	31				290
292061 *Licensed Practical & Licensed Vocational Nurses	Y	281	15.63	1	419	42	3	387	108	1				(131)
319092 *Medical Assistants	Y	266	11.75	1	86	5	2	177	34	25				(227)
436013 *Medical Secretaries	N	128	10.93				3	116	5	13				(123)
119111 Medical & Health Services Managers	Y	88	40.95	1	0	5				1				(83)
292071 *Medical Records & Health Information Tech.	Y	84	12.57	5	241	32	1	42	26	8				(26)
292021 Dental Hygienists	Y	66	55.73	1	180	24								(42)
319091 *Dental Assistants	Y	65	13.28				1	44	28	8				(37)
292012 *Medical & Clinical Laboratory Tech.	Y	58	12.25											(58)
292011 Medical & Clinical Laboratory Technologists	Y	50	20.18											(50)
292034 Radiologic Technologists & Tech.	Y	47	18.15	1	217	19	1	40	22	7				(6)
291126 Respiratory Therapists	Y	40	18.20	2	88	29								(11)
292041 *Emergency Medical Tech. & Paramedics	Y	38	12.17	4	361	605	3	243	161	3				728
319094 Medical Transcriptionists	Y	38	13.37	3	126	14	1	32	12	3				(12)
292055 *Surgical Technologists	Y	26	13.87				1	27	12	8				(14)
INFORMATION TECHNOLOGY														
151041 Computer Support Specialists	Y	230	15.19	2	9	62	2	91	7	78				(161)
151031 Computer Software Engineers, Applications	Y	186	33.44											(186)
151051 Computer Systems Analysts	Y	127	30.72	2	6	42								(85)
151021 *Computer Programmers	Y	126	32.46	6	647	212	3	114	3					89
151071 Network & Computer Systems Administrators	Y	99	27.21	3	117	39	2	161	54	14				(6)
113021 *Computer & Information Systems Mgrs	Y	96	40.91	3	325	32				3				(64)
151081 *Network Systems & Data Comm. Analysts	Y	73	27.90	5	804	101				15				28
271024 *Graphic Designers	Y	68	18.98	8	839	141	2	87	16	10				89
492011 *Computer, ATM, & Office Machine Repair.	Y	45	16.15				2	126	88					43
151061 Database Administrators	Y	29	28.16	3	62	42								13
OTHER														
434051 Customer Service Representatives	N	727	12.47	1	2	0	1	16	0					(727)
433031 Bookkeeping, Accounting, & Auditing Clerks	N	630	12.96	4	325	76	3	151	36	3				(518)
436011 Executive Secretaries & Administrative Asst.	N	456	15.70	4	13	201	3	165	34	3				(221)
533032 *Truck Drivers, Heavy & Tractor-Trailer	Y	455	16.53				1	70	59	11				(396)
436014 *Secretaries, Exc. Legal, Medical, & Executive	N	373	13.03											(373)
431011 First-Line Superv. of Office & Admin. Support Wkrs	N	368	19.64	8	461	888								520
493023 *Automotive Service Tech. & Mechanics	Y	302	15.93	3	126	16	4	292	342	2				56
351012 First-Line Superv. of Food Prep & Serving Wkrs	Y	267	14.04											(267)
332011 *Fire Fighters	N	220	12.32	1	118	130	2	291	204					114

**** Does not include completions from private providers of workforce training, and public and private four-year institutions ****

Table 2I -- Targeted Occupations in Workforce Region 12 (Orange, Osceola, Seminole, Lake, Sumter)

DRAFT

OCCUPATION	EFI	Open-ings	Mean Wage	Comm. Coll.			District			Private	Apprenticeship			Openings Minus Total Comp.
				Pgr	Enr	Comp	Pgr	Enr	Comp	Pgr	Pgr	Enr	Comp	
333051 *Police & Sheriff's Patrol Officers	N	169	19.70	7	489	324	4	189	93					248
333012 *Correctional Officers & Jailers	N	167	16.47	3	289	191	1	96	69					93
232011 *Paralegals & Legal Assistants	Y	103	22.02	3	523	38				6				(65)
119051 *Food Service Managers	Y	100	26.96	6	509	49				1				(51)
493031 *Bus & Truck Mechanics & Diesel Engine Spec.	Y	85	15.48				2	48	71					(14)
113011 *Administrative Services Managers	Y	72	31.81											(72)
119141 Property, Real Estate & Community Assoc. Mgrs	Y	65	26.96											(65)
436012 *Legal Secretaries	N	64	16.34				3	92	16					(48)
396031 Flight Attendants	N	63	20.95											(63)
112021 Marketing Managers	Y	61	42.04	7	1149	211				11				150
131031 Claims Adjusters, Examiners, & Investigators	Y	57	25.93											(57)
499043 *Maintenance Workers, Machinery	Y	57	17.19											(57)
518031 *Water & Liquid Waste Treatment Plant Oper.	N	56	16.47											(56)
272041 Music Directors & Composers	N	53	17.38											(53)
351011 *Chefs & Head Cooks	Y	53	16.83	1	10	8								(45)
493011 *Aircraft Mechanics & Service Tech.	Y	52	19.90											(52)
132051 Financial Analysts	Y	45	28.24											(45)
512031 Engine & Other Machine Assemblers	Y	45	13.22											(45)
113071 Transportation, Storage, & Distribution Mgrs	Y	41	35.93				1	48	156	1				115
532011 Airline Pilots, Copilots, & Flight Engineers	Y	40	48.60											(40)
493042 *Mobile Heavy Equip. Mechanics, Exc. Engines	N	38	15.62											(38)
274021 Photographers	Y	37	12.22				1	46	22					(15)
274011 Audio & Video Equip. Tech.	Y	35	18.14							2				(35)
112011 Advertising & Promotions Managers	Y	33	35.16											(33)
499041 *Industrial Machinery Mechanics	Y	33	16.59											(33)
514034 Lathe & Turning Machine Tool Setters & Oper.; M&P	N	33	13.53											(33)
192041 *Environmental Scientists & Spec., Inc. Health	Y	32	21.53											(32)
131041 *Compliance Off., Exc. Safety, Agri, Constr & Transp.	Y	31	22.05											(31)
112031 Public Relations Managers	Y	27	37.29											(27)
132052 Personal Financial Advisors	Y	27	30.38											(27)
292081 *Opticians, Dispensing	Y	26	18.81											(26)
537032 *Excavating & Loading Machine & Dragline Oper.	N	26	13.37											(26)

* Denotes apprenticeable occupations

EFI= Enterprise Florida Key Sectors, Openings = Average annual openings through 2011, Mean Wage = Average hourly wage in 2004

Pgr = No. of programs in 2003-04, Enr = No. of enrollments in 2003-04, Comp = No. of program completers in 2003-04 (Private refers to non-public providers of workforce training in Florida)

Gray shaded areas indicate no program available

Source: Agency for Workforce Innovation and Florida Department of Education. Prepared by CEPRI.

**** Does not include completions from private providers of workforce training, and public and private four-year institutions ****

Table 2m -- Targeted Occupations in Workforce Region 13 (Brevard)

DRAFT

OCCUPATION	EFI	Open-ings	Mean Wage	Comm. Coll.			District			Private	Apprenticeship			Openings Minus Total Comp.
				Pgr	Enr	Comp	Pgr	Enr	Comp	Pgr	Pgr	Enr	Comp	
CONSTRUCTION														
173023 *Electrical & Electronic Engineering Tech.	Y	105	20.84	2	157	18								(87)
472111 *Electricians	Y	84	17.68	1	229	15					2	90	17	(52)
499042 *Maintenance & Repair Workers, Gen.	Y	59	13.16								2	9	0	(59)
491011 First-Line Superv. of Mechanics, Install., & Repair.	Y	55	23.74											(55)
471011 First-Line Superv. of Constr. & Extraction Wkrs	Y	49	21.50											(49)
472031 *Carpenters	Y	46	14.52	1	20	0					1	3	0	(46)
472152 *Plumbers, Pipefitters, & Steamfitters	Y	41	15.08	1	40	2					1	15	2	(37)
514121 *Welders, Cutters, Solderers, & Brazers	Y	40	14.01	1	85	2					1	0	0	(38)
173011 *Architectural & Civil Drafters	Y	27	16.26	4	151	32				1				5
472073 *Operating Engineers/Constr. Equip. Oper.	Y	25	15.05											(25)
499021 *Heating, A.C., & Refrig. Mechanics & Install.	Y	25	15.69	1	140	19					1	56	16	10
472141 *Painters, Constr. & Maintenance	Y	24	12.31											(24)
472181 *Roofers	N	18	12.47								1	0	0	(18)
472211 *Sheet Metal Workers	Y	17	14.68	1	21	1					2	20	1	(15)
119021 Construction Managers	Y	15	38.91	1	1	0								(15)
474011 *Construction & Building Inspectors	Y	15	19.37											(15)
514041 *Machinists	Y	14	15.82	1	31	4					1	24	4	(6)
499052 *Telecomm. Line Install. & Repair.	Y	13	14.45								1	24	20	7
472081 *Drywall & Ceiling Tile Install.	N	12	13.16								1	2	1	(11)
492094 *Electronics Repair., Commercial & Industrial Equip.	Y	12	19.21											(12)
493021 *Automotive Body & Related Repair.	N	12	17.19											(12)
472221 *Structural Iron & Steel Workers	N	11	20.12											(11)
517011 *Cabinetmakers & Bench Carpenters	N	11	12.87											(11)
173031 *Surveying & Mapping Tech.	Y	5	13.34	1	25	7					1	8	7	9
CRITICAL NEED														
399011 *Child Care Workers	N	144	7.15	1	32	4								(140)
HEALTH SCIENCES														
291111 Registered Nurses	Y	156	21.38	2	163	62				1				(94)
311012 *Nursing Aides, Orderlies, & Attendants	Y	79	9.35	1	59	1				8				(78)
319092 *Medical Assistants	Y	65	9.98	1	95	29				3				(36)
292061 *Licensed Practical & Licensed Vocational Nurses	Y	54	16.83	1	77	33				1				(21)
436013 *Medical Secretaries	N	52	10.45	1	86	6								(46)
319091 *Dental Assistants	Y	16	11.53	1	58	13								(3)
319094 Medical Transcriptionists	Y	16	13.67							1				(16)
119111 Medical & Health Services Managers	Y	13	36.85											(13)

** Does not include completions from private providers of workforce training, and public and private four-year institutions **

Table 2m -- Targeted Occupations in Workforce Region 13 (Brevard)

DRAFT

OCCUPATION	EFI	Open-ings	Mean Wage	Comm. Coll.			District			Private	Apprenticeship			Openings Minus Total Comp.
				Pgr	Enr	Comp	Pgr	Enr	Comp	Pgr	Pgr	Enr	Comp	
292034 Radiologic Technologists & Tech.	Y	12	21.73	2	68	31				1				19
311013 Psychiatric Aides	Y	12	12.53											(12)
292011 Medical & Clinical Laboratory Technologists	Y	11	24.25											(11)
291126 Respiratory Therapists	Y	10	20.16											(10)
292021 Dental Hygienists	Y	10	21.74	2	26	11								1
292041 *Emergency Medical Tech. & Paramedics	Y	10	12.51	2	198	120				4				110
292012 *Medical & Clinical Laboratory Tech.	Y	9	14.86	2	32	4								(5)
INFORMATION TECHNOLOGY														
151031 Computer Software Engineers, Applications	Y	36	36.81											(36)
151041 Computer Support Specialists	Y	36	20.60											(36)
151071 Network & Computer Systems Administrators	Y	26	26.54	3	169	77				9				51
151021 *Computer Programmers	Y	19	29.12	3	207	13				3				(6)
151051 Computer Systems Analysts	Y	16	26.62											(16)
113021 *Computer & Information Systems Mgrs	Y	15	42.07	2	365	34				1				19
492011 *Computer, ATM, & Office Machine Repair.	Y	11	15.04											(11)
151081 *Network Systems & Data Comm. Analysts	Y	7	28.38	3	143	13				6				6
271024 *Graphic Designers	Y	6	15.90	6	215	14								8
OTHER														
436011 Executive Secretaries & Administrative Asst.	N	98	19.94											(98)
333012 *Correctional Officers & Jailers	N	94	16.38	1	68	84								(10)
434051 Customer Service Representatives	N	83	11.78	1	2	0								(83)
433031 Bookkeeping, Accounting, & Auditing Clerks	N	76	11.92	2	56	6				1				(70)
493023 *Automotive Service Tech. & Mechanics	Y	68	14.19	1	75	3								(65)
333051 *Police & Sheriff's Patrol Officers	N	64	17.40	2	102	136								72
431011 First-Line Superv. of Office & Admin. Support Wkrs	N	61	18.60	3	164	17								(44)
533032 *Truck Drivers, Heavy & Tractor-Trailer	Y	43	13.98							2				(43)
332021 *Fire Inspectors & Investigators	N	33	19.57	2	89	8								(25)
332011 *Fire Fighters	N	23	14.42	1	64	0								(23)
194091 *Environmental Science Tech., Inc. Health	Y	22	16.69	1	0	1								(21)
499043 *Maintenance Workers, Machinery	Y	22	15.77											(22)
493031 *Bus & Truck Mechanics & Diesel Engine Spec.	Y	20	20.52											(20)
518013 *Power Plant Oper.	N	20	25.59											(20)
113011 *Administrative Services Managers	Y	18	32.11											(18)
518031 *Water & Liquid Waste Treatment Plant Oper.	N	16	16.17											(16)
119051 *Food Service Managers	Y	15	22.17	3	140	15								0
192041 *Environmental Scientists & Spec., Inc. Health	Y	15	18.37											(15)

** Does not include completions from private providers of workforce training, and public and private four-year institutions **

Table 2m -- Targeted Occupations in Workforce Region 13 (Brevard)

DRAFT

OCCUPATION	EFI	Open-ings	Mean Wage	Comm. Coll.			District			Private	Apprenticeship			Openings Minus Total Comp.
				Pgr	Enr	Comp	Pgr	Enr	Comp	Pgr	Pgr	Enr	Comp	
493011 *Aircraft Mechanics & Service Tech.	Y	14	21.84											(14)
112021 Marketing Managers	Y	13	39.16	3	321	18				2				5
331021 *First-Line Superv. of Fire Fighting & Prevention Wkrs	N	11	24.67											(11)
272041 Music Directors & Composers	N	10	16.70											(10)
436012 *Legal Secretaries	N	6	14.57											(6)
119141 Property, Real Estate & Community Assoc. Mgrs	Y	5	21.34											(5)
131031 Claims Adjusters, Examiners, & Investigators	Y	4	23.66											(4)
232011 *Paralegals & Legal Assistants	Y	2	19.00	2	168	24								22

* Denotes apprenticeable occupations

EFI= Enterprise Florida Key Sectors, Openings = Average annual openings through 2011, Mean Wage = Average hourly wage in 2004

Pgr = No. of programs in 2003-04, Enr = No. of enrollments in 2003-04, Comp = No. of program completers in 2003-04 (Private refers to non-public providers of workforce training in Florida)

Gray shaded areas indicate no program available

Source: Agency for Workforce Innovation and Florida Department of Education. Prepared by CEPRI.

**** Does not include completions from private providers of workforce training, and public and private four-year institutions ****

Table 2n -- Targeted Occupations in Workforce Region 14 (Pinellas)

DRAFT

OCCUPATION	EFI	Open-ings	Mean Wage	Comm. Coll.			District			Private	Apprenticeship			Openings Minus Total Comp.
				Pgr	Enr	Comp	Pgr	Enr	Comp	Pgr	Pgr	Enr	Comp	
CONSTRUCTION														
472031 *Carpenters	Y	134	14.42				1	57	27					(107)
472111 *Electricians	Y	132	15.68				1	23	25		4	249	29	(78)
514121 *Welders, Cutters, Solderers, & Brazers	Y	126	12.81				1	77	53					(73)
471011 First-Line Superv. of Constr. & Extraction Wkrs	Y	105	21.89											(105)
491011 First-Line Superv. of Mechanics, Install., & Repair.	Y	71	23.78											(71)
499021 *Heating, A.C., & Refrig. Mechanics & Install.	Y	60	16.74				1	82	21		1	20	0	(39)
472152 *Plumbers, Pipefitters, & Steamfitters	Y	55	16.13				1	32	26		7	119	26	(3)
472141 *Painters, Constr. & Maintenance	Y	47	12.55											(47)
499052 *Telecomm. Line Install. & Repair.	Y	45	15.13											(45)
119021 Construction Managers	Y	41	43.89	1	1	0								(41)
472181 *Roofers	N	41	13.91											(41)
472073 *Operating Engineers/Constr. Equip. Oper.	Y	39	14.25											(39)
514041 *Machinists	Y	39	14.24				1	64	5		1	3	0	(34)
173011 *Architectural & Civil Drafters	Y	27	18.58	6	176	21	2	46	17					11
493021 *Automotive Body & Related Repair.	N	27	17.09				1	27	8		1	16	5	(14)
472081 *Drywall & Ceiling Tile Install.	N	25	13.32											(25)
173023 *Electrical & Electronic Engineering Tech.	Y	22	19.47	2	88	4								(18)
173031 *Surveying & Mapping Tech.	Y	22	15.53											(22)
472211 *Sheet Metal Workers	Y	22	13.27											(22)
CRITICAL NEED														
399011 *Child Care Workers	N	139	7.61	1	1	0	2	285	237		2	198	50	148
EDUCATION														
259041 *Teacher Assistants	Y	90	10.52											(90)
HEALTH SCIENCES														
291111 Registered Nurses	Y	868	23.74	3	1102	209								(659)
311012 *Nursing Aides, Orderlies, & Attendants	Y	241	10.17				1	548	179	8				(62)
292061 *Licensed Practical & Licensed Vocational Nurses	Y	181	15.96				1	462	185					4
319092 *Medical Assistants	Y	148	11.40				1	64	17	8				(131)
119111 Medical & Health Services Managers	Y	84	37.63	1	1	0								(84)
436013 *Medical Secretaries	N	71	12.82							4				(71)
319091 *Dental Assistants	Y	64	12.23				1	26	3	2				(61)
292034 Radiologic Technologists & Tech.	Y	62	18.89	2	136	15				2				(47)
292012 *Medical & Clinical Laboratory Tech.	Y	34	14.47	2	59	7				1				(27)
292041 *Emergency Medical Tech. & Paramedics	Y	33	14.35	3	429	107								74
292011 Medical & Clinical Laboratory Technologists	Y	31	20.58											(31)

** Does not include completions from private providers of workforce training, and public and private four-year institutions **

Table 2n -- Targeted Occupations in Workforce Region 14 (Pinellas)

DRAFT

OCCUPATION	EFI	Open-ings	Mean Wage	Comm. Coll.			District			Private	Apprenticeship				Openings Minus Total Comp.
				Pgr	Enr	Comp	Pgr	Enr	Comp	Pgr	Pgr	Enr	Comp		
292021 Dental Hygienists	Y	29	25.16	2	134	33									4
291126 Respiratory Therapists	Y	28	19.61	2	72	11									(17)
INFORMATION TECHNOLOGY															
151031 Computer Software Engineers, Applications	Y	88	36.79												(88)
151041 Computer Support Specialists	Y	70	19.54	3	215	112	1	132	29	115					71
151021 *Computer Programmers	Y	54	29.33	4	657	111									57
113021 *Computer & Information Systems Mgrs	Y	52	45.29	4	285	45				2					(7)
151051 Computer Systems Analysts	Y	51	29.98	1	475	117									66
151071 Network & Computer Systems Administrators	Y	38	28.35	7	430	97	1	36	16	5					75
151081 *Network Systems & Data Comm. Analysts	Y	31	27.79	3	191	12				7					(19)
151061 Database Administrators	Y	25	27.98	6	152	46									21
271024 *Graphic Designers	Y	19	16.49	6	292	19	1	51	19	3					19
OTHER															
434051 Customer Service Representatives	N	504	13.50				1	54	10						(494)
433031 Bookkeeping, Accounting, & Auditing Clerks	N	259	13.13	3	263	25	1	43	13	1					(221)
436011 Executive Secretaries & Administrative Asst.	N	252	15.91				1	15	0	3					(252)
436014 *Secretaries, Exc. Legal, Medical, & Executive	N	182	11.75												(182)
431011 First-Line Superv. of Office & Admin. Support Wkrs	N	179	20.22	2	4	0									(179)
493023 *Automotive Service Tech. & Mechanics	Y	139	16.51	2	9	0	2	149	339		6	71	10		210
533032 *Truck Drivers, Heavy & Tractor-Trailer	Y	124	14.39				1	72	56						(68)
351012 First-Line Superv. of Food Prep & Serving Wkrs	Y	82	13.55												(82)
333051 *Police & Sheriff's Patrol Officers	N	81	21.82												(81)
232011 *Paralegals & Legal Assistants	Y	42	18.13	2	267	19				2					(23)
292081 *Opticians, Dispensing	Y	39	15.55												(39)
113011 *Administrative Services Managers	Y	38	31.72												(38)
132051 Financial Analysts	Y	37	33.23												(37)
132052 Personal Financial Advisors	Y	37	53.99												(37)
112021 Marketing Managers	Y	35	43.51	4	173	6				3					(29)
333012 *Correctional Officers & Jailers	N	35	18.16												(35)
119051 *Food Service Managers	Y	28	19.15	3	142	12	1	11	0						(16)
119141 Property, Real Estate & Community Assoc. Mgrs	Y	28	19.91												(28)
514011 *Computer-Controlled Machine Tool Oper., M & P	Y	28	14.28	1	16	0					1	23	3		(25)
436012 *Legal Secretaries	N	27	16.43												(27)
131031 Claims Adjusters, Examiners, & Investigators	Y	26	23.34												(26)
332011 *Fire Fighters	N	26	17.48	1	58	56					1	36	13		43
519082 *Medical Appliance Tech.	Y	26	13.06												(26)

** Does not include completions from private providers of workforce training, and public and private four-year institutions **

Table 2n -- Targeted Occupations in Workforce Region 14 (Pinellas)

DRAFT

OCCUPATION	EFI	Open-ings	Mean Wage	Comm. Coll.			District			Private	Apprenticeship				Openings Minus Total Comp.
				Pgr	Enr	Comp	Pgr	Enr	Comp	Pgr	Pgr	Enr	Comp		
493031 *Bus & Truck Mechanics & Diesel Engine Spec.	Y	21	16.16				1	14	18					(3)	
493011 *Aircraft Mechanics & Service Tech.	Y	7	23.61							1				(7)	

* Denotes apprenticeable occupations

EFI= Enterprise Florida Key Sectors, Openings = Average annual openings through 2011, Mean Wage = Average hourly wage in 2004

Pgr = No. of programs in 2003-04, Enr = No. of enrollments in 2003-04, Comp = No. of program completers in 2003-04 (Private refers to non-public providers of workforce training in Florida)

Gray shaded areas indicate no program available

Source: Agency for Workforce Innovation and Florida Department of Education. Prepared by CEPRI.

**** Does not include completions from private providers of workforce training, and public and private four-year institutions ****

Table 2o -- Targeted Occupations in Workforce Region 15 (Hillsborough)

DRAFT

OCCUPATION	EFI	Openings	Mean Wage	Comm. Coll.			District			Private	Apprenticeship			Openings Minus Total Comp.
				Pgr	Enr	Comp	Pgr	Enr	Comp		Pgr	Enr	Comp	
CONSTRUCTION														
472031 *Carpenters	Y	173	14.42	1	10	4	1	12	4		2	29	12	(153)
472111 *Electricians	Y	170	15.68	1	401	54	1	120	32		3	209	52	(32)
514121 *Welders, Cutters, Solderers, & Brazers	Y	155	12.81				1	51	69					(86)
471011 First-Line Superv. of Constr. & Extraction Wkrs	Y	153	21.89											(153)
491011 First-Line Superv. of Mechanics, Install., & Repair.	Y	101	23.78											(101)
472141 *Painters, Constr. & Maintenance	Y	85	12.55								1	3	0	(85)
499021 *Heating, A.C., & Refrig. Mechanics & Install.	Y	76	16.74	1	15	5	2	251	79		3	104	26	34
499052 *Telecomm. Line Install. & Repair.	Y	68	15.13								1	18	0	(68)
173011 *Architectural & Civil Drafters	Y	67	18.58	4	175	13	1	103	90	5				36
472152 *Plumbers, Pipefitters, & Steamfitters	Y	65	16.13	2	156	4	1	54	0		2	54	9	(52)
472073 *Operating Engineers/Constr. Equip. Oper.	Y	59	14.25				1	43	0		1	12	0	(59)
119021 Construction Managers	Y	57	43.89											(57)
472181 *Roofers	N	53	13.91											(53)
173031 *Surveying & Mapping Tech.	Y	49	15.53											(49)
514041 *Machinists	Y	37	14.24											(37)
472081 *Drywall & Ceiling Tile Install.	N	35	13.32											(35)
493021 *Automotive Body & Related Repair.	N	33	17.09	1	48	19	1	49	0					(14)
499051 *Electrical Power-Line Install. & Repair.	Y	31	21.18											(31)
472021 *Brickmasons & Blockmasons	N	29	14.77								2	55	13	(16)
173023 *Electrical & Electronic Engineering Tech.	Y	27	19.47	3	115	3								(24)
472051 *Cement Masons & Concrete Finishers	N	27	13.33											(27)
472211 *Sheet Metal Workers	Y	26	13.27	1	38	6					2	53	10	(10)
CRITICAL NEED														
399011 *Child Care Workers	N	197	7.61				1	374	307		1	84	66	176
EDUCATION														
259041 *Teacher Assistants	Y	178	10.52				1	211	0					(178)
HEALTH SCIENCES														
291111 Registered Nurses	Y	1064	23.74	1	786	231				1				(833)
319092 *Medical Assistants	Y	180	11.40				1	78	22	11				(158)
311012 *Nursing Aides, Orderlies, & Attendants	Y	176	10.17				2	1702	852	6				676
292061 *Licensed Practical & Licensed Vocational Nurses	Y	159	15.96				1	439	134					(25)
119111 Medical & Health Services Managers	Y	99	37.63	3	12	0				2				(99)
436013 *Medical Secretaries	N	83	12.82				1	36	2	3				(81)
292034 Radiologic Technologists & Tech.	Y	71	18.89	1	79	15				2				(56)
292071 *Medical Records & Health Information Tech.	Y	61	11.75	1	71	2	1	45	19	6				(40)

** Does not include completions from private providers of workforce training, and public and private four-year institutions **

Table 2o -- Targeted Occupations in Workforce Region 15 (Hillsborough)

DRAFT

OCCUPATION	EFI	Open-ings	Mean Wage	Comm. Coll.			District			Private	Apprenticeship			Openings Minus Total Comp.
				Pgr	Enr	Comp	Pgr	Enr	Comp	Pgr	Pgr	Enr	Comp	
292011 Medical & Clinical Laboratory Technologists	Y	53	20.58											(53)
319091 *Dental Assistants	Y	52	12.23	1	28	9	1	56	13	3				(30)
292012 *Medical & Clinical Laboratory Tech.	Y	51	14.47				1	65	9					(42)
291126 Respiratory Therapists	Y	28	19.61	2	77	11								(17)
292041 *Emergency Medical Tech. & Paramedics	Y	28	14.35	2	777	311	1	202	145					428
292021 Dental Hygienists	Y	27	25.16	1	19	0								(27)
INFORMATION TECHNOLOGY														
151031 Computer Software Engineers, Applications	Y	208	36.79											(208)
151041 Computer Support Specialists	Y	121	19.54	1	1	0	1	84	11	77				(110)
151051 Computer Systems Analysts	Y	101	29.98											(101)
151021 *Computer Programmers	Y	91	29.33	4	365	35				1				(56)
113021 *Computer & Information Systems Mgrs	Y	79	45.29	3	270	15				3				(64)
151071 Network & Computer Systems Administrators	Y	64	28.35	3	323	66				5				2
151081 *Network Systems & Data Comm. Analysts	Y	60	27.79	4	278	14				21				(46)
151061 Database Administrators	Y	57	27.98	2	6	2								(55)
492011 *Computer, ATM, & Office Machine Repair.	Y	45	12.86				1	132	120					75
271014 Multi-Media Artists & Animators	Y	27	23.84	4	28	10	1	351	13	1				(4)
271024 *Graphic Designers	Y	19	16.49	3	63	4	2	219	10	5				(5)
OTHER														
434051 Customer Service Representatives	N	935	13.50				2	163	0					(935)
433031 Bookkeeping, Accounting, & Auditing Clerks	N	426	13.13	3	279	5	1	158	39	3				(382)
436011 Executive Secretaries & Administrative Asst.	N	359	15.91	2	8	3	1	134	37					(319)
431011 First-Line Superv. of Office & Admin. Support Wkrs	N	288	20.22	5	258	33								(255)
436014 *Secretaries, Exc. Legal, Medical, & Executive	N	270	11.75							1				(270)
533032 *Truck Drivers, Heavy & Tractor-Trailer	Y	247	14.39							5				(247)
493023 *Automotive Service Tech. & Mechanics	Y	186	16.51	1	2	0	2	289	271					85
351012 First-Line Superv. of Food Prep & Serving Wkrs	Y	112	13.55											(112)
333051 *Police & Sheriff's Patrol Officers	N	103	21.82	2	269	177								74
232011 *Paralegals & Legal Assistants	Y	80	18.13	2	313	18				4				(62)
131031 Claims Adjusters, Examiners, & Investigators	Y	78	23.34											(78)
436012 *Legal Secretaries	N	55	16.43											(55)
533022 Bus Drivers, School	Y	54	9.69											(54)
113011 *Administrative Services Managers	Y	53	31.72											(53)
333012 *Correctional Officers & Jailers	N	47	18.16	1	256	181								134
112021 Marketing Managers	Y	42	43.51	3	186	5				5				(37)
493031 *Bus & Truck Mechanics & Diesel Engine Spec.	Y	42	16.16				1	9	0		1	36	4	(38)

**** Does not include completions from private providers of workforce training, and public and private four-year institutions ****

Table 2o -- Targeted Occupations in Workforce Region 15 (Hillsborough)

DRAFT

OCCUPATION	EFI	Openings	Mean Wage	Comm. Coll.			District			Private	Apprenticeship			Openings Minus Total Comp.
				Pgr	Enr	Comp	Pgr	Enr	Comp	Pgr	Pgr	Enr	Comp	
119051 *Food Service Managers	Y	37	19.15	5	192	5								(32)
493011 *Aircraft Mechanics & Service Tech.	Y	36	23.61											(36)
292081 *Opticians, Dispensing	Y	35	15.55	2	152	16								(19)
119141 Property, Real Estate & Community Assoc. Mgrs	Y	33	19.91											(33)
132051 Financial Analysts	Y	33	33.23											(33)
332011 *Fire Fighters	N	33	17.48	1	261	213	1	169	0					180
493042 *Mobile Heavy Equip. Mechanics, Exc. Engines	N	31	17.21											(31)
333021 Detectives & Criminal Investigators	N	26	26.99											(26)
519082 *Medical Appliance Tech.	Y	26	13.06											(26)
131041 *Compliance Off., Exc. Safety, Agri, Constr & Transp.	Y	25	22.26											(25)

* Denotes apprenticeable occupations

EFI= Enterprise Florida Key Sectors, Openings = Average annual openings through 2011, Mean Wage = Average hourly wage in 2004

Pgr = No. of programs in 2003-04, Enr = No. of enrollments in 2003-04, Comp = No. of program completers in 2003-04 (Private refers to non-public providers of workforce training in Florida)

Gray shaded areas indicate no program available

Source: Agency for Workforce Innovation and Florida Department of Education. Prepared by CEPRI.

**** Does not include completions from private providers of workforce training, and public and private four-year institutions ****

Table 2p -- Targeted Occupations in Workforce Region 16 (Hernando, Pasco)

DRAFT

OCCUPATION	EFI	Open-ings	Mean Wage	Comm. Coll.			District			Private	Apprenticeship				Openings Minus Total Comp.
				Pgr	Enr	Comp	Pgr	Enr	Comp	Pgr	Pgr	Enr	Comp		
CONSTRUCTION															
471011 First-Line Superv. of Constr. & Extraction Wkrs	Y	36	21.89											(36)	
472031 *Carpenters	Y	35	14.42											(35)	
472111 *Electricians	Y	25	15.68				1	10	4		2	0	0	(21)	
499021 *Heating, A.C., & Refrig. Mechanics & Install.	Y	21	16.74				1	12	6		2	42	6	(9)	
472181 *Roofers	N	18	13.91											(18)	
119021 Construction Managers	Y	17	43.89											(17)	
491011 First-Line Superv. of Mechanics, Install., & Repair.	Y	17	23.78											(17)	
472073 *Operating Engineers/Constr. Equip. Oper.	Y	15	14.25											(15)	
472152 *Plumbers, Pipefitters, & Steamfitters	Y	15	16.13											(15)	
472141 *Painters, Constr. & Maintenance	Y	14	12.55								1	13	0	(14)	
493021 *Automotive Body & Related Repair.	N	11	17.09				1	5	3					(8)	
472211 *Sheet Metal Workers	Y	9	13.27											(9)	
514121 *Welders, Cutters, Solderers, & Brazers	Y	9	12.81	1	14	5								(4)	
173031 *Surveying & Mapping Tech.	Y	5	15.53											(5)	
173011 *Architectural & Civil Drafters	Y	4	18.58	2	37	20					1	0	0	16	
499052 *Telecomm. Line Install. & Repair.	Y	4	15.13											(4)	
173023 *Electrical & Electronic Engineering Tech.	Y	2	19.47											(2)	
CRITICAL NEED															
399011 *Child Care Workers	N	50	7.61								2	34	28	(22)	
EDUCATION															
259041 *Teacher Assistants	Y	51	10.52											(51)	
HEALTH SCIENES															
291111 Registered Nurses	Y	130	23.74	1	280	113								(17)	
311012 *Nursing Aides, Orderlies, & Attendants	Y	62	10.17	2	53	62	1	135	132	3				132	
292061 *Licensed Practical & Licensed Vocational Nurses	Y	54	15.96	1	203	72				1				18	
319092 *Medical Assistants	Y	43	11.40							2				(43)	
436013 *Medical Secretaries	N	28	12.82	1	128	10								(18)	
292034 Radiologic Technologists & Tech.	Y	24	18.89	1	29	10				1				(14)	
319091 *Dental Assistants	Y	19	12.23	1	20	19					1	4	1	1	
119111 Medical & Health Services Managers	Y	14	37.63											(14)	
292071 *Medical Records & Health Information Tech.	Y	14	11.75	2	135	32								18	
292012 *Medical & Clinical Laboratory Tech.	Y	12	14.47											(12)	
292041 *Emergency Medical Tech. & Paramedics	Y	10	14.35	3	126	118								108	
291126 Respiratory Therapists	Y	9	19.61											(9)	
292011 Medical & Clinical Laboratory Technologists	Y	9	20.58											(9)	

** Does not include completions from private providers of workforce training, and public and private four-year institutions **

Table 2p -- Targeted Occupations in Workforce Region 16 (Hernando, Pasco)

DRAFT

OCCUPATION	EFI	Open-ings	Mean Wage	Comm. Coll.			District			Private	Apprenticeship				Openings Minus Total Comp.
				Pgr	Enr	Comp	Pgr	Enr	Comp	Pgr	Pgr	Enr	Comp		
292021 Dental Hygienists	Y	7	25.16	1	23	10								3	
INFORMATION TECHNOLOGY															
151031 Computer Software Engineers, Applications	Y	10	36.79											(10)	
151041 Computer Support Specialists	Y	9	19.54	2	3	7								(2)	
113021 *Computer & Information Systems Mgrs	Y	8	45.29	3	23	8								0	
151021 *Computer Programmers	Y	6	29.33	3	86	55								49	
151051 Computer Systems Analysts	Y	6	29.98	1	3	1								(5)	
151071 Network & Computer Systems Administrators	Y	5	28.35	1	19	4								(1)	
151081 *Network Systems & Data Comm. Analysts	Y	4	27.79	1	8	3				2				(1)	
271024 *Graphic Designers	Y	2	16.49				1	4	3					1	
OTHER															
434051 Customer Service Representatives	N	73	13.50											(73)	
433031 Bookkeeping, Accounting, & Auditing Clerks	N	46	13.13											(46)	
493023 *Automotive Service Tech. & Mechanics	Y	46	16.51				1	8	16					(30)	
436011 Executive Secretaries & Administrative Asst.	N	41	15.91	2	8	29	1	36	2	1				(10)	
533032 *Truck Drivers, Heavy & Tractor-Trailer	Y	40	14.39											(40)	
436014 *Secretaries, Exc. Legal, Medical, & Executive	N	36	11.75											(36)	
431011 First-Line Superv. of Office & Admin. Support Wkrs	N	34	20.22	4	89	91								57	
333051 *Police & Sheriff's Patrol Officers	N	31	21.82	1	49	22								(9)	
351012 First-Line Superv. of Food Prep & Serving Wkrs	Y	25	13.55											(25)	
333012 *Correctional Officers & Jailers	N	15	18.16	1	17	15								0	
332011 *Fire Fighters	N	10	17.48	1	33	27								17	
119051 *Food Service Managers	Y	9	19.15											(9)	
232011 *Paralegals & Legal Assistants	Y	8	18.13	1	52	11								3	
113011 *Administrative Services Managers	Y	7	31.72											(7)	
493031 *Bus & Truck Mechanics & Diesel Engine Spec.	Y	6	16.16											(6)	
112021 Marketing Managers	Y	5	43.51	3	186	50								45	
119141 Property, Real Estate & Community Assoc. Mgrs	Y	5	19.91											(5)	
436012 *Legal Secretaries	N	5	16.43											(5)	
131031 Claims Adjusters, Examiners, & Investigators	Y	3	23.34											(3)	
493011 *Aircraft Mechanics & Service Tech.	Y	2	23.61											(2)	

* Denotes apprenticeable occupations

EFI= Enterprise Florida Key Sectors, Openings = Average annual openings through 2011, Mean Wage = Average hourly wage in 2004

Pgr = No. of programs in 2003-04, Enr = No. of enrollments in 2003-04, Comp = No. of program completers in 2003-04 (Private refers to non-public providers of workforce training in Florida)

Gray shaded areas indicate no program available

Source: Agency for Workforce Innovation and Florida Department of Education. Prepared by CEPRI.

**** Does not include completions from private providers of workforce training, and public and private four-year institutions ****

Table 2q -- Targeted Occupations in Workforce Region 17 (Polk)

DRAFT

OCCUPATION	EFI	Open-ings	Mean Wage	Comm. Coll.			District			Private	Apprenticeship			Openings Minus Total Comp.
				Pgr	Enr	Comp	Pgr	Enr	Comp	Pgr	Pgr	Enr	Comp	
CONSTRUCTION														
472031 *Carpenters	Y	57	13.29				1	21	4		1	2	0	(53)
472111 *Electricians	Y	46	16.59				1	91	32					(14)
514121 *Welders, Cutters, Solderers, & Brazers	Y	45	13.02				1	89	29		1	30	0	(16)
517011 *Cabinetmakers & Bench Carpenters	N	41	12.47											(41)
472073 *Operating Engineers/Constr. Equip. Oper.	Y	38	13.17											(38)
471011 First-Line Superv. of Constr. & Extraction Wkrs	Y	37	22.28											(37)
472152 *Plumbers, Pipefitters, & Steamfitters	Y	30	24.49								1	7	0	(30)
491011 First-Line Superv. of Mechanics, Install., & Repair.	Y	25	24.83											(25)
119021 Construction Managers	Y	20	26.15							1				(20)
472141 *Painters, Constr. & Maintenance	Y	20	13.38											(20)
499021 *Heating, A.C., & Refrig. Mechanics & Install.	Y	17	15.75				2	93	18		1	28	2	3
472221 *Structural Iron & Steel Workers	N	12	16.17											(12)
499051 *Electrical Power-Line Install. & Repair.	Y	12	20.72											(12)
472211 *Sheet Metal Workers	Y	11	14.53											(11)
493021 *Automotive Body & Related Repair.	N	10	21.05				1	12	13					3
472181 *Roofers	N	9	14.63											(9)
499052 *Telecomm. Line Install. & Repair.	Y	7	17.27								2	28	5	(2)
173031 *Surveying & Mapping Tech.	Y	4	12.90											(4)
173011 *Architectural & Civil Drafters	Y	2	18.41	1	1	0	2	53	11	1				9
173023 *Electrical & Electronic Engineering Tech.	Y	2	17.77	1	4	0				1	1	0	0	(2)
CRITICAL NEED														
399011 *Child Care Workers	N	72	7.83								1	6	0	(72)
HEALTH SCIENCES														
291111 Registered Nurses	Y	124	23.28	1	315	69								(55)
311012 *Nursing Aides, Orderlies, & Attendants	Y	84	10.39				2	241	363	2				279
292061 *Licensed Practical & Licensed Vocational Nurses	Y	56	15.71				1	261	178					122
319092 *Medical Assistants	Y	46	11.35							4				(46)
436013 *Medical Secretaries	N	26	11.79				1	41	6	2				(20)
292041 *Emergency Medical Tech. & Paramedics	Y	20	11.60	3	76	72								52
319091 *Dental Assistants	Y	16	12.99				1	29	20					4
292034 Radiologic Technologists & Tech.	Y	15	18.62	2	125	18								3
119111 Medical & Health Services Managers	Y	13	44.61	1	1	0								(13)
292011 Medical & Clinical Laboratory Technologists	Y	11	20.89											(11)
291126 Respiratory Therapists	Y	7	20.11											(7)
292012 *Medical & Clinical Laboratory Tech.	Y	5	15.36											(5)

** Does not include completions from private providers of workforce training, and public and private four-year institutions **

Table 2q -- Targeted Occupations in Workforce Region 17 (Polk)

DRAFT

OCCUPATION	EFI	Openings	Mean Wage	Comm. Coll.			District			Private	Apprenticeship			Openings Minus Total Comp.
				Pgr	Enr	Comp	Pgr	Enr	Comp	Pgr	Pgr	Enr	Comp	
292021 Dental Hygienists	Y	4	23.83											(4)
INFORMATION TECHNOLOGY														
113021 *Computer & Information Systems Mgrs	Y	11	39.14	2	59	2				1				(9)
151041 Computer Support Specialists	Y	11	15.25				1	17	1	2				(10)
151021 *Computer Programmers	Y	9	23.65											(9)
151071 Network & Computer Systems Administrators	Y	8	28.29	2	3	3	1	47	10	4				5
151051 Computer Systems Analysts	Y	6	28.47											(6)
151081 *Network Systems & Data Comm. Analysts	Y	5	30.45	4	214	36				4				31
271024 *Graphic Designers	Y	4	15.97	2	20	0				1				(4)
151031 Computer Software Engineers, Applications	Y	3	35.53											(3)
OTHER														
533032 *Truck Drivers, Heavy & Tractor-Trailer	Y	211	15.13				1	35	32	2				(179)
434051 Customer Service Representatives	N	151	12.71				2	13	7					(144)
493023 *Automotive Service Tech. & Mechanics	Y	80	14.26	1	1	0	1	66	120	1	1	19	1	41
433031 Bookkeeping, Accounting, & Auditing Clerks	N	73	12.48	2	66	7	1	59	9	1				(57)
131031 Claims Adjusters, Examiners, & Investigators	Y	62	16.88											(62)
431011 First-Line Superv. of Office & Admin. Support Wkrs	N	62	18.79	3	48	10				1				(52)
333051 *Police & Sheriff's Patrol Officers	N	54	18.08	2	156	82								28
436011 Executive Secretaries & Administrative Asst.	N	53	15.12				1	66	14	1				(39)
333012 *Correctional Officers & Jailers	N	48	16.01	1	93	57								9
493031 *Bus & Truck Mechanics & Diesel Engine Spec.	Y	24	15.90				1	9	5		2	21	2	(17)
112021 Marketing Managers	Y	23	23.07	3	139	12				3				(11)
537032 *Excavating & Loading Machine & Dragline Oper.	N	22	15.86											(22)
113011 *Administrative Services Managers	Y	18	31.52											(18)
518013 *Power Plant Oper.	N	17	23.44								1	8	0	(17)
332011 *Fire Fighters	N	14	12.38				1	46	38					24
493011 *Aircraft Mechanics & Service Tech.	Y	11	17.50											(11)
518031 *Water & Liquid Waste Treatment Plant Oper.	N	11	17.26											(11)
119141 Property, Real Estate & Community Assoc. Mgrs	Y	9	20.56											(9)
436012 *Legal Secretaries	N	9	15.63				1	16	3					(6)
232011 *Paralegals & Legal Assistants	Y	8	17.16							1				(8)
119051 *Food Service Managers	Y	6	25.27				1	5	1					(5)

* Denotes apprenticeable occupations

EFI= Enterprise Florida Key Sectors, Openings = Average annual openings through 2011, Mean Wage = Average hourly wage in 2004

Pgr = No. of programs in 2003-04, Enr = No. of enrollments in 2003-04, Comp = No. of program completers in 2003-04 (Private refers to non-public providers of workforce training in Florida)

Gray shaded areas indicate no program available

Source: Agency for Workforce Innovation and Florida Department of Education. Prepared by CEPRI.

**** Does not include completions from private providers of workforce training, and public and private four-year institutions ****

Table 2r -- Targeted Occupations in Workforce Region 18 (Manatee, Sarasota)

DRAFT

OCCUPATION	EFI	Open-ings	Mean Wage	Comm. Coll.			District			Private	Apprenticeship				Openings Minus Total Comp.
				Pgr	Enr	Comp	Pgr	Enr	Comp	Pgr	Pgr	Enr	Comp		
CONSTRUCTION															
472031 *Carpenters	Y	128	15.67				1	72	31					(97)	
471011 First-Line Superv. of Constr. & Extraction Wkrs	Y	105	23.29											(105)	
472111 *Electricians	Y	66	14.54				1	120	67		2	152	22	23	
514121 *Welders, Cutters, Solderers, & Brazers	Y	64	13.87				1	73	61					(3)	
499042 *Maintenance & Repair Workers, Gen.	Y	60	12.95				1	30	1					(59)	
472141 *Painters, Constr. & Maintenance	Y	50	13.38											(50)	
472051 *Cement Masons & Concrete Finishers	N	46	14.41											(46)	
472181 *Roofers	N	43	13.80											(43)	
491011 First-Line Superv. of Mechanics, Install., & Repair.	Y	42	22.85											(42)	
499052 *Telecomm. Line Install. & Repair.	Y	40	19.17											(40)	
119021 Construction Managers	Y	39	32.09	1	62	2								(37)	
499021 *Heating, A.C., & Refrig. Mechanics & Install.	Y	38	13.87				1	38	13		1	36	8	(17)	
512041 *Structural Metal Fabricators & Fitters	Y	38	12.46											(38)	
472152 *Plumbers, Pipefitters, & Steamfitters	Y	37	15.61				1	42	24		1	89	11	(2)	
472021 *Brickmasons & Blockmasons	N	35	14.88				1	10	7		2	40	0	(28)	
472211 *Sheet Metal Workers	Y	30	13.27											(30)	
472073 *Operating Engineers/Constr. Equip. Oper.	Y	27	14.00											(27)	
517011 *Cabinetmakers & Bench Carpenters	N	27	13.91											(27)	
493021 *Automotive Body & Related Repair.	N	20	15.43											(20)	
514041 *Machinists	Y	19	15.01				1	26	5		1	0	0	(14)	
173023 *Electrical & Electronic Engineering Tech.	Y	16	19.71	2	55	6								(10)	
173011 *Architectural & Civil Drafters	Y	15	19.30	1	45	3	2	77	19	1				7	
472081 *Drywall & Ceiling Tile Install.	N	13	13.69											(13)	
472161 *Plasterers & Stucco Masons	N	13	14.88											(13)	
173031 *Surveying & Mapping Tech.	Y	12	13.75											(12)	
472121 *Glaziers	N	11	13.48											(11)	
472221 *Structural Iron & Steel Workers	N	10	16.27											(10)	
473012 Helpers - Carpenters	N	10	12.94											(10)	
CRITICAL NEED															
399011 *Child Care Workers	N	72	8.46	1	38	0					2	82	19	(53)	
EDUCATION															
259041 *Teacher Assistants	Y	68	10.76											(68)	
HEALTH SCIENCES															
291111 Registered Nurses	Y	711	23.25	2	1177	98				1				(613)	
311012 *Nursing Aides, Orderlies, & Attendants	Y	231	10.42				3	219	178	3				(53)	

** Does not include completions from private providers of workforce training, and public and private four-year institutions **

Table 2r -- Targeted Occupations in Workforce Region 18 (Manatee, Sarasota)

DRAFT

OCCUPATION	EFI	Openings	Mean Wage	Comm. Coll.			District			Private	Apprenticeship			Openings Minus Total Comp.
				Pgr	Enr	Comp	Pgr	Enr	Comp	Pgr	Pgr	Enr	Comp	
319092 *Medical Assistants	Y	160	13.14				1	14	0	1				(160)
292061 *Licensed Practical & Licensed Vocational Nurses	Y	93	16.14				2	341	85	1				(8)
119111 Medical & Health Services Managers	Y	68	35.82											(68)
436013 *Medical Secretaries	N	67	12.14				2	32	6	2				(61)
292071 *Medical Records & Health Information Tech.	Y	45	12.61				2	18	10					(35)
319091 *Dental Assistants	Y	36	12.92				1	59	35	1				(1)
292021 Dental Hygienists	Y	30	33.10	1	229	12								(18)
292034 Radiologic Technologists & Tech.	Y	22	21.25	2	279	20				1				(2)
291126 Respiratory Therapists	Y	14	19.83	1	11	0								(14)
292011 Medical & Clinical Laboratory Technologists	Y	14	19.92											(14)
292012 *Medical & Clinical Laboratory Tech.	Y	14	14.17											(14)
319094 Medical Transcriptionists	Y	13	15.40				1	5	3					(10)
292041 *Emergency Medical Tech. & Paramedics	Y	12	13.15				4	349	156	1				144
292031 Cardiovascular Technologists & Tech.	Y	10	18.90											(10)
292032 Diagnostic Medical Sonographers	Y	10	19.08	1	3	0								(10)
INFORMATION TECHNOLOGY														
151041 Computer Support Specialists	Y	64	17.85				1	21	4	3				(60)
151051 Computer Systems Analysts	Y	30	26.12											(30)
151071 Network & Computer Systems Administrators	Y	24	26.04	1	87	13	2	88	21	1				10
151021 *Computer Programmers	Y	22	26.93	2	101	12				1				(10)
113021 *Computer & Information Systems Mgrs	Y	20	47.55	1	104	15								(5)
151081 *Network Systems & Data Comm. Analysts	Y	18	23.34	1	18	1				1				(17)
271024 *Graphic Designers	Y	16	15.61	2	149	11	1	30	5	2				0
151031 Computer Software Engineers, Applications	Y	9	29.52											(9)
OTHER														
434051 Customer Service Representatives	N	186	12.51				1	5	2					(184)
433031 Bookkeeping, Accounting, & Auditing Clerks	N	184	12.81	1	11	10	2	89	14					(160)
436011 Executive Secretaries & Administrative Asst.	N	166	15.15				2	81	14					(152)
493023 *Automotive Service Tech. & Mechanics	Y	109	15.74	1	21	1	2	112	259					151
431011 First-Line Superv. of Office & Admin. Support Wkrs	N	108	18.86	1	3	1								(107)
533032 *Truck Drivers, Heavy & Tractor-Trailer	Y	84	13.57											(84)
333051 *Police & Sheriff's Patrol Officers	N	57	18.28				4	184	66					9
351012 First-Line Superv. of Food Prep & Serving Wkrs	Y	57	13.42											(57)
119141 Property, Real Estate & Community Assoc. Mgrs	Y	30	19.31											(30)
332011 *Fire Fighters	N	30	16.96				2	142	74		4	123	7	51
292081 *Opticians, Dispensing	Y	23	13.81											(23)

** Does not include completions from private providers of workforce training, and public and private four-year institutions **

Table 2r -- Targeted Occupations in Workforce Region 18 (Manatee, Sarasota)

DRAFT

OCCUPATION	EFI	Open-ings	Mean Wage	Comm. Coll.			District			Private	Apprenticeship				Openings Minus Total Comp.
				Pgr	Enr	Comp	Pgr	Enr	Comp	Pgr	Pgr	Enr	Comp		
119051 *Food Service Managers	Y	21	21.40				1	17	0					(21)	
113011 *Administrative Services Managers	Y	20	32.03											(20)	
493031 *Bus & Truck Mechanics & Diesel Engine Spec.	Y	17	15.27				1	33	2					(15)	
333012 *Correctional Officers & Jailers	N	16	13.08				3	80	26					10	
436012 *Legal Secretaries	N	16	16.70				1	19	0					(16)	
112021 Marketing Managers	Y	15	38.02	2	288	15								0	
211023 Mental Health & Substance Abuse Social Wkrs	Y	14	17.75											(14)	
351011 *Chefs & Head Cooks	Y	14	14.96											(14)	
192041 *Environmental Scientists & Spec., Inc. Health	Y	13	20.08											(13)	
514011 *Computer-Controlled Machine Tool Oper., M & P	Y	13	13.73								1	0	0	(13)	
518031 *Water & Liquid Waste Treatment Plant Oper.	N	12	16.28											(12)	
131031 Claims Adjusters, Examiners, & Investigators	Y	11	21.64											(11)	
132052 Personal Financial Advisors	Y	11	47.50											(11)	
232011 *Paralegals & Legal Assistants	Y	9	17.23	1	97	6								(3)	
493011 *Aircraft Mechanics & Service Tech.	Y	1	19.51											(1)	

* Denotes apprenticeable occupations

EFI= Enterprise Florida Key Sectors, Openings = Average annual openings through 2011, Mean Wage = Average hourly wage in 2004

Pgr = No. of programs in 2003-04, Enr = No. of enrollments in 2003-04, Comp = No. of program completers in 2003-04 (Private refers to non-public providers of workforce training in Florida)

Gray shaded areas indicate no program available

Source: Agency for Workforce Innovation and Florida Department of Education. Prepared by CEPRI.

**** Does not include completions from private providers of workforce training, and public and private four-year institutions ****

Table 2s -- Targeted Occupations in Workforce Region 19 (DeSoto, Hardee, Highlands)

DRAFT

OCCUPATION	EFI	Open-ings	Mean Wage	Comm. Coll.			District			Private	Apprenticeship				Openings Minus Total Comp.
				Pgr	Enr	Comp	Pgr	Enr	Comp	Pgr	Pgr	Enr	Comp		
CONSTRUCTION															
471011 First-Line Superv. of Constr. & Extraction Wkrs	Y	8	20.52											(8)	
491011 First-Line Superv. of Mechanics, Install., & Repair.	Y	7	21.53											(7)	
472031 *Carpenters	Y	6	16.07	1	18	0								(6)	
472111 *Electricians	Y	6	16.14	1	44	0					1	26	2	(4)	
472073 *Operating Engineers/Constr. Equip. Oper.	Y	5	13.18											(5)	
472141 *Painters, Constr. & Maintenance	Y	4	12.92											(4)	
493021 *Automotive Body & Related Repair.	N	4	13.62	1	82	6								2	
499021 *Heating, A.C., & Refrig. Mechanics & Install.	Y	4	16.94	1	64	8					1	8	1	5	
514121 *Welders, Cutters, Solderers, & Brazers	Y	4	12.83	1	2	0								(4)	
472211 *Sheet Metal Workers	Y	3	12.63	1	0	0								(3)	
119021 Construction Managers	Y	2	30.51	1	6	1								(1)	
472152 *Plumbers, Pipefitters, & Steamfitters	Y	2	15.39	1	18	0					1	8	2	0	
472181 *Roofers	N	2	13.19											(2)	
173011 *Architectural & Civil Drafters	Y	1	17.73	3	58	5								4	
173023 *Electrical & Electronic Engineering Tech.	Y	1	19.75	2	17	2								1	
173031 *Surveying & Mapping Tech.	Y	1	13.09											(1)	
CRITICAL NEED															
399011 *Child Care Workers	N	27	6.83											(27)	
HEALTH SCIENCES															
291111 Registered Nurses	Y	25	21.81	2	58	23								(2)	
311012 *Nursing Aides, Orderlies, & Attendants	Y	23	9.95	1	21	9	2	63	61	2				47	
292061 *Licensed Practical & Licensed Vocational Nurses	Y	12	14.94	1	64	23	1	23	10					21	
319092 *Medical Assistants	Y	8	10.53											(8)	
119111 Medical & Health Services Managers	Y	4	38.29											(4)	
292041 *Emergency Medical Tech. & Paramedics	Y	4	11.85	3	41	36								32	
319091 *Dental Assistants	Y	4	12.24	1	8	0				1				(4)	
436013 *Medical Secretaries	N	4	10.41	1	53	5				1				1	
292034 Radiologic Technologists & Tech.	Y	3	17.79							1				(3)	
291126 Respiratory Therapists	Y	2	18.10											(2)	
292021 Dental Hygienists	Y	2	25.10	1	14	0								(2)	
292011 Medical & Clinical Laboratory Technologists	Y	1	19.87											(1)	
292012 *Medical & Clinical Laboratory Tech.	Y	1	11.97											(1)	
INFORMATION TECHNOLOGY															
113021 *Computer & Information Systems Mgrs	Y	1	32.73											(1)	
151041 Computer Support Specialists	Y	1	15.39											(1)	

**** Does not include completions from private providers of workforce training, and public and private four-year institutions ****

Table 2s -- Targeted Occupations in Workforce Region 19 (DeSoto, Hardee, Highlands)

DRAFT

OCCUPATION	EFI	Open-ings	Mean Wage	Comm. Coll.			District			Private	Apprenticeship				Openings Minus Total Comp.
				Pgr	Enr	Comp	Pgr	Enr	Comp	Pgr	Pgr	Enr	Comp		
151071 Network & Computer Systems Administrators	Y	1	24.58	2	143	14									13
151081 *Network Systems & Data Comm. Analysts	Y	1	31.00												(1)
271024 *Graphic Designers	Y	1	16.03												(1)
151021 *Computer Programmers	Y	0	26.40	2	28	0									0
151031 Computer Software Engineers, Applications	Y	0	32.57												0
151051 Computer Systems Analysts	Y	0	30.32												0
OTHER															
333012 *Correctional Officers & Jailers	N	26	15.45	1	216	116									90
493023 *Automotive Service Tech. & Mechanics	Y	24	15.35	1	49	2									(22)
433031 Bookkeeping, Accounting, & Auditing Clerks	N	15	13.18	2	22	1									(14)
533032 *Truck Drivers, Heavy & Tractor-Trailer	Y	12	14.02	1	9	1									(11)
431011 First-Line Superv. of Office & Admin. Support Wkrs	N	11	16.51	2	55	10									(1)
333051 *Police & Sheriff's Patrol Officers	N	9	17.86	2	75	24									15
434051 Customer Service Representatives	N	9	11.26												(9)
436011 Executive Secretaries & Administrative Asst.	N	8	15.23	1	28	3	1	6	3						(2)
332011 *Fire Fighters	N	4	13.40								2	15	0		(4)
113011 *Administrative Services Managers	Y	3	25.37												(3)
493031 *Bus & Truck Mechanics & Diesel Engine Spec.	Y	3	15.84												(3)
119141 Property, Real Estate & Community Assoc. Mgrs	Y	2	24.70												(2)
112021 Marketing Managers	Y	1	37.91	2	39	3									2
119051 *Food Service Managers	Y	1	28.41	3	43	1									0
131031 Claims Adjusters, Examiners, & Investigators	Y	1	17.69												(1)
232011 *Paralegals & Legal Assistants	Y	1	12.75	1	1	0									(1)
436012 *Legal Secretaries	N	1	14.14												(1)
493011 *Aircraft Mechanics & Service Tech.	Y	0	16.03												0

* Denotes apprenticeable occupations

EFI= Enterprise Florida Key Sectors, Openings = Average annual openings through 2011, Mean Wage = Average hourly wage in 2004

Pgr = No. of programs in 2003-04, Enr = No. of enrollments in 2003-04, Comp = No. of program completers in 2003-04 (Private refers to non-public providers of workforce training in Florida)

Gray shaded areas indicate no program available

Source: Agency for Workforce Innovation and Florida Department of Education. Prepared by CEPRI.

**** Does not include completions from private providers of workforce training, and public and private four-year institutions ****

Table 2t -- Targeted Occupations in Workforce Region 20 (Indian River, Martin, Okeechobee, St. Lucie)

DRAFT

DRAFT

OCCUPATION	EFI	Open-ings	Mean Wage	Comm. Coll.			District			Private	Apprenticeship				Openings Minus Total Comp.
				Pgr	Enr	Comp	Pgr	Enr	Comp	Pgr	Pgr	Enr	Comp		
CONSTRUCTION															
472031 *Carpenters	Y	63	13.90	1	29	7								(56)	
472111 *Electricians	Y	53	13.44	1	229	0					1	84	2	(51)	
471011 First-Line Superv. of Constr. & Extraction Wkrs	Y	49	20.92											(49)	
472181 *Roofers	N	47	11.38											(47)	
472141 *Painters, Constr. & Maintenance	Y	35	13.22											(35)	
491011 First-Line Superv. of Mechanics, Install., & Repair.	Y	30	22.75											(30)	
173031 *Surveying & Mapping Tech.	Y	23	12.69											(23)	
499021 *Heating, A.C., & Refrig. Mechanics & Install.	Y	22	16.08	4	78	3								(19)	
119021 Construction Managers	Y	18	38.79	2	37	4								(14)	
499051 *Electrical Power-Line Install. & Repair.	Y	17	19.01											(17)	
472152 *Plumbers, Pipefitters, & Steamfitters	Y	16	15.87	1	9	0					1	30	2	(14)	
472073 *Operating Engineers/Constr. Equip. Oper.	Y	15	13.60											(15)	
493021 *Automotive Body & Related Repair.	N	15	14.51											(15)	
514121 *Welders, Cutters, Solderers, & Brazers	Y	15	13.57											(15)	
173011 *Architectural & Civil Drafters	Y	11	18.20	4	58	8								(3)	
472211 *Sheet Metal Workers	Y	10	12.91											(10)	
474011 *Constr. & Building Inspectors	Y	10	19.19											(10)	
173023 *Electrical & Electronic Engineering Tech.	Y	6	19.29	2	74	10								4	
499052 *Telecomm. Line Install. & Repair.	Y	5	16.50											(5)	
CRITICAL NEED															
399011 *Child Care Workers	N	82	7.41	1	99	13								(69)	
HEALTH SCIENCES															
291111 Registered Nurses	Y	134	21.97	1	302	97								(37)	
311012 *Nursing Aides, Orderlies, & Attendants	Y	117	10.14	1	23	5	1	113	176	3				64	
291071 Physician Assistants	Y	74	33.58											(74)	
292061 *Licensed Practical & Licensed Vocational Nurses	Y	52	16.62	1	153	77				1				25	
319092 *Medical Assistants	Y	51	11.61	1	67	4				1				(47)	
436013 *Medical Secretaries	N	43	13.07	1	33	3				1				(40)	
319091 *Dental Assistants	Y	23	12.37	1	41	18								(5)	
292034 Radiologic Technologists & Tech.	Y	20	18.36	1	46	13				1				(7)	
292021 Dental Hygienists	Y	18	22.84	1	19	10								(8)	
119111 Medical & Health Services Managers	Y	17	33.27	1	13	9								(8)	
292071 *Medical Records & Health Information Tech.	Y	14	12.05	2	79	23	1	35	30	1				39	

**** Does not include completions from private providers of workforce training, and public and private four-year institutions ****

Table 2t -- Targeted Occupations in Workforce Region 20 (Indian River, Martin, Okeechobee, St. Lucie)

DRAFT

DRAFT

OCCUPATION	EFI	Open-ings	Mean Wage	Comm. Coll.			District			Private	Apprenticeship				Openings Minus Total Comp.
				Pgr	Enr	Comp	Pgr	Enr	Comp	Pgr	Pgr	Enr	Comp		
291126 Respiratory Therapists	Y	13	18.45	2	24	12									(1)
292041 *Emergency Medical Tech. & Paramedics	Y	13	13.94	3	192	216									203
292012 *Medical & Clinical Laboratory Tech.	Y	10	14.78	1	22	7									(3)
292031 Cardiovascular Technologists & Tech.	Y	10	15.06												(10)
292011 Medical & Clinical Laboratory Technologists	Y	5	19.66												(5)
INFORMATION TECHNOLOGY															
151041 Computer Support Specialists	Y	14	18.33												(14)
271024 *Graphic Designers	Y	10	13.96	1	83	12									2
113021 *Computer & Information Systems Mgrs	Y	7	40.33	1	75	15									8
151071 Network & Computer Systems Administrators	Y	7	26.21	1	1	0									(7)
151051 Computer Systems Analysts	Y	6	28.84												(6)
151021 *Computer Programmers	Y	4	27.26	2	65	11									7
151031 Computer Software Engineers, Applications	Y	4	34.65												(4)
151081 *Network Systems & Data Comm. Analysts	Y	3	28.83	1	8	0									(3)
OTHER															
433031 Bookkeeping, Accounting, & Auditing Clerks	N	85	13.75	3	82	20									(65)
434051 Customer Service Representatives	N	66	11.72												(66)
436011 Executive Secretaries & Administrative Asst.	N	62	15.49	1	220	6	1	40	0						(56)
431011 First-Line Superv. of Office & Admin. Support Wkrs	N	59	18.87	2	118	19									(40)
493023 *Automotive Service Tech. & Mechanics	Y	58	15.26	3	82	5									(53)
533032 *Truck Drivers, Heavy & Tractor-Trailer	Y	57	15.21	1	5	1									(56)
333012 *Correctional Officers & Jailers	N	52	16.20	2	137	92									40
333051 *Police & Sheriff's Patrol Officers	N	45	18.21	3	139	121									76
351012 First-Line Superv. of Food Prep & Serving Wkrs	Y	41	14.06												(41)
518031 *Water & Liquid Waste Treatment Plant Oper.	N	21	16.41												(21)
436012 *Legal Secretaries	N	20	15.42												(20)
332011 *Fire Fighters	N	18	18.80	1	110	101									83
119141 Property, Real Estate & Community Assoc. Mgrs	Y	17	22.51												(17)
493031 *Bus & Truck Mechanics & Diesel Engine Spec.	Y	17	16.34												(17)
518013 *Power Plant Oper.	N	16	23.31												(16)
119051 *Food Service Managers	Y	15	24.24	1	25	1									(14)
512091 Fiberglass Laminators & Fabricators	Y	14	14.01												(14)
113011 *Administrative Services Managers	Y	13	25.72												(13)
351011 *Chefs & Head Cooks	Y	11	15.92												(11)

**** Does not include completions from private providers of workforce training, and public and private four-year institutions ****

Table 2t -- Targeted Occupations in Workforce Region 20 (Indian River, Martin, Okeechobee, St. Lucie)

DRAFT

DRAFT

OCCUPATION	EFI	Open-ings	Mean Wage	Comm. Coll.			District			Private	Apprenticeship				Openings Minus Total Comp.
				Pgr	Enr	Comp	Pgr	Enr	Comp	Pgr	Pgr	Enr	Comp		
232011 *Paralegals & Legal Assistants	Y	8	19.07	1	100	17									9
493011 *Aircraft Mechanics & Service Tech.	Y	4	16.15												(4)
112021 Marketing Managers	Y	3	42.21	5	548	159									156
131031 Claims Adjusters, Examiners, & Investigators	Y	2	25.63												(2)

* Denotes apprenticeable occupations

EFI= Enterprise Florida Key Sectors, Openings = Average annual openings through 2011, Mean Wage = Average hourly wage in 2004

Pgr = No. of programs in 2003-04, Enr = No. of enrollments in 2003-04, Comp = No. of program completers in 2003-04 (Private refers to non-public providers of workforce training in Florida)

Gray shaded areas indicate no program available

Source: Agency for Workforce Innovation and Florida Department of Education. Prepared by CEPRI.

**** Does not include completions from private providers of workforce training, and public and private four-year institutions ****

Table 2u -- Targeted Occupations in Workforce Region 21 (Palm Beach)

DRAFT

OCCUPATION	EFI	Openings	Mean Wage	Comm. Coll.			District			Private	Apprenticeship			Openings Minus Total Comp.
				Pgr	Enr	Comp	Pgr	Enr	Comp	Pgr	Pgr	Enr	Comp	
CONSTRUCTION														
471011 First-Line Superv. of Constr. & Extraction Wkrs	Y	212	22.31											(212)
472031 *Carpenters	Y	170	16.02	1	73	1					2	31	9	(160)
472111 *Electricians	Y	121	16.88	1	612	2					3	247	56	(63)
472141 *Painters, Constr. & Maintenance	Y	89	13.49	1	34	0					1	29	0	(89)
472152 *Plumbers, Pipefitters, & Steamfitters	Y	89	16.26	2	515	5					3	259	35	(49)
491011 First-Line Superv. of Mechanics, Install., & Repair.	Y	73	25.42											(73)
119021 Construction Managers	Y	72	39.88	2	50	1								(71)
173011 *Architectural & Civil Drafters	Y	69	18.93	4	81	6				4				(63)
173031 *Surveying & Mapping Tech.	Y	66	13.96											(66)
472181 *Roofers	N	54	13.55								1	14	0	(54)
472073 *Operating Engineers/Constr. Equip. Oper.	Y	48	14.73											(48)
472081 *Drywall & Ceiling Tile Install.	N	46	12.50											(46)
514121 *Welders, Cutters, Solderers, & Brazers	Y	43	15.18	1	35	3								(40)
499021 *Heating, A.C., & Refrig. Mechanics & Install.	Y	42	15.96	1	263	1				4	3	36	30	(11)
493021 *Automotive Body & Related Repair.	N	36	14.15	1	3	0								(36)
499052 *Telecomm. Line Install. & Repair.	Y	33	16.62											(33)
173023 *Electrical & Electronic Engineering Tech.	Y	26	20.03	2	91	2								(24)
472211 *Sheet Metal Workers	Y	21	17.07	1	69	0					2	60	1	(20)
CRITICAL NEED														
399011 *Child Care Workers	N	230	8.28											(230)
HEALTH SCIENCES														
291111 Registered Nurses	Y	582	25.23	2	510	209				1				(373)
319092 *Medical Assistants	Y	311	12.16	1	1	3				22				(308)
311012 *Nursing Aides, Orderlies, & Attendants	Y	296	9.64	1	78	0				40				(296)
292061 *Licensed Practical & Licensed Vocational Nurses	Y	155	17.23	1	154	55				9				(100)
436013 *Medical Secretaries	N	100	13.04	1	30	0				11				(100)
319091 *Dental Assistants	Y	88	14.55	1	14	14				6				(74)
119111 Medical & Health Services Managers	Y	63	33.01							1				(63)
292071 *Medical Records & Health Information Tech.	Y	53	13.39	2	147	19				10				(34)
292012 *Medical & Clinical Laboratory Tech.	Y	34	14.70											(34)
292011 Medical & Clinical Laboratory Technologists	Y	29	20.84											(29)
292021 Dental Hygienists	Y	29	24.19	1	63	28								(1)
292034 Radiologic Technologists & Tech.	Y	28	21.03	1	100	23				4				(5)

** Does not include completions from private providers of workforce training, and public and private four-year institutions **

Table 2u -- Targeted Occupations in Workforce Region 21 (Palm Beach)

DRAFT

OCCUPATION	EFI	Open-ings	Mean Wage	Comm. Coll.			District			Private	Apprenticeship				Openings Minus Total Comp.
				Pgr	Enr	Comp	Pgr	Enr	Comp	Pgr	Pgr	Enr	Comp		
312021 Physical Therapist Assistants	Y	27	20.03							1				(27)	
291126 Respiratory Therapists	Y	24	19.87	1	11	9								(15)	
292041 *Emergency Medical Tech. & Paramedics	Y	23	16.00	3	436	340				4				317	
INFORMATION TECHNOLOGY															
151041 Computer Support Specialists	Y	242	17.08	1	58	5				70				(237)	
271024 *Graphic Designers	Y	153	18.13	3	100	8				17				(145)	
151021 *Computer Programmers	Y	62	35.44							1				(62)	
151031 Computer Software Engineers, Applications	Y	62	36.76											(62)	
151051 Computer Systems Analysts	Y	58	29.25											(58)	
151071 Network & Computer Systems Administrators	Y	50	28.20	2	112	24				3				(26)	
113021 *Computer & Information Systems Mgrs	Y	41	46.01	2	207	12				1				(29)	
151081 *Network Systems & Data Comm. Analysts	Y	39	29.24							32				(39)	
OTHER															
436011 Executive Secretaries & Administrative Asst.	N	326	17.22	1	62	7				5				(319)	
433031 Bookkeeping, Accounting, & Auditing Clerks	N	308	14.07	3	209	16				1				(292)	
434051 Customer Service Representatives	N	283	13.33	1	11	0								(283)	
431011 First-Line Superv. of Office & Admin. Support Wkrs	N	191	20.16	2	34	3								(188)	
493023 *Automotive Service Tech. & Mechanics	Y	178	17.18	1	27	0				2				(178)	
351012 First-Line Superv. of Food Prep & Serving Wkrs	Y	174	13.84											(174)	
533032 *Truck Drivers, Heavy & Tractor-Trailer	Y	140	15.49	1	169	182				5				42	
333051 *Police & Sheriff's Patrol Officers	N	107	22.52	2	120	88								(19)	
232011 *Paralegals & Legal Assistants	Y	80	21.47	1	183	29				12				(51)	
132052 Personal Financial Advisors	Y	55	41.13											(55)	
112021 Marketing Managers	Y	50	40.57	3	572	19				2				(31)	
333012 *Correctional Officers & Jailers	N	47	21.50	1	72	74								27	
119141 Property, Real Estate & Community Assoc. Mgrs	Y	45	22.47											(45)	
113011 *Administrative Services Managers	Y	44	37.08											(44)	
119051 *Food Service Managers	Y	38	25.40	4	64	6				11				(32)	
332011 *Fire Fighters	N	38	20.83	1	115	177								139	
436012 *Legal Secretaries	N	38	18.43											(38)	
413041 Travel Agents	Y	35	15.89							2				(35)	
518031 *Water & Liquid Waste Treatment Plant Oper.	N	33	18.97											(33)	
493031 *Bus & Truck Mechanics & Diesel Engine Spec.	Y	32	17.33	1	11	0								(32)	
254031 Library Tech.	N	29	12.59											(29)	

** Does not include completions from private providers of workforce training, and public and private four-year institutions **

Table 2u -- Targeted Occupations in Workforce Region 21 (Palm Beach)

DRAFT

OCCUPATION	EFI	Open-ings	Mean Wage	Comm. Coll.			District			Private	Apprenticeship				Openings Minus Total Comp.
				Pgr	Enr	Comp	Pgr	Enr	Comp	Pgr	Pgr	Enr	Comp		
272012 Producers & Directors	Y	27	44.06	1	1	3								(24)	
131031 Claims Adjusters, Examiners, & Investigators	Y	8	24.71											(8)	
493011 *Aircraft Mechanics & Service Tech.	Y	8	21.39	2	12	0								(8)	

* Denotes apprenticeable occupations

EFI= Enterprise Florida Key Sectors, Openings = Average annual openings through 2011, Mean Wage = Average hourly wage in 2004

Pgr = No. of programs in 2003-04, Enr = No. of enrollments in 2003-04, Comp = No. of program completers in 2003-04 (Private refers to non-public providers of workforce training in Florida)

Gray shaded areas indicate no program available

Source: Agency for Workforce Innovation and Florida Department of Education. Prepared by CEPRI.

**** Does not include completions from private providers of workforce training, and public and private four-year institutions ****

Table 2v -- Targeted Occupations in Workforce Region 22 (Broward)

DRAFT

OCCUPATION	EFI	Openings	Mean Wage	Comm. Coll.			District			Private	Apprenticeship			Openings Minus Total Comp.
				Pgr	Enr	Comp	Pgr	Enr	Comp	Pgr	Pgr	Enr	Comp	
CONSTRUCTION														
472031 *Carpenters	Y	219	16.38								4	403	21	(198)
471011 First-Line Superv. of Constr. & Extraction Wkrs	Y	193	28.00											(193)
472111 *Electricians	Y	148	16.93				1	105	33		3	672	124	9
491011 First-Line Superv. of Mechanics, Install., & Repair.	Y	111	27.40											(111)
472152 *Plumbers, Pipefitters, & Steamfitters	Y	105	15.59								4	323	57	(48)
499021 *Heating, A.C., & Refrig. Mechanics & Install.	Y	93	17.34				1	280	75	1	3	73	8	(10)
472141 *Painters, Constr. & Maintenance	Y	87	13.65								2	25	0	(87)
499052 *Telecomm. Line Install. & Repair.	Y	69	14.84											(69)
514121 *Welders, Cutters, Solderers, & Brazers	Y	68	14.01				1	107	87					19
472211 *Sheet Metal Workers	Y	64	15.00								2	34	7	(57)
472073 *Operating Engineers/Constr. Equip. Oper.	Y	56	15.43											(56)
119021 Construction Managers	Y	52	38.80	1	23	2								(50)
473012 Helpers - Carpenters	N	50	11.63											(50)
493021 *Automotive Body & Related Repair.	N	45	18.57				1	133	42					(3)
472181 *Roofers	N	43	16.06								1	3	0	(43)
499051 *Electrical Power-Line Install. & Repair.	Y	41	20.51								1	113	43	2
173031 *Surveying & Mapping Tech.	Y	38	13.79											(38)
492022 *Telecomm. Equip. Install. & Repair.	Y	33	21.80				1	50	15		1	0	0	(18)
173023 *Electrical & Electronic Engineering Tech.	Y	32	20.94	2	80	21					1	5	0	(11)
173011 *Architectural & Civil Drafters	Y	30	20.78	2	29	5	2	114	27	9				2
472121 *Glaziers	N	30	14.77								1	3	0	(30)
474011 *Construction & Building Inspectors	Y	27	23.75											(27)
CRITICAL NEED														
399011 *Child Care Workers	N	207	7.98											(207)
HEALTH SCIENCES														
291111 Registered Nurses	Y	720	24.45	2	1894	501				3				(219)
311012 *Nursing Aides, Orderlies, & Attendants	Y	355	9.54				1	182	248	48				(107)
292061 *Licensed Practical & Licensed Vocational Nurses	Y	306	16.95				1	929	278	4				(28)
319092 *Medical Assistants	Y	182	12.84	1	23	4	1	31	19	18				(159)
319091 *Dental Assistants	Y	109	11.48	1	57	21				5				(88)
436013 *Medical Secretaries	N	96	13.20	1	3	0	1	71	8	6				(88)
292071 *Medical Records & Health Information Tech.	Y	65	13.34	4	52	26	1	67	16	12				(23)
292012 *Medical & Clinical Laboratory Tech.	Y	45	17.08	2	12	2				2				(43)
119111 Medical & Health Services Managers	Y	41	40.58	2	8	1								(40)
292011 Medical & Clinical Laboratory Technologists	Y	38	21.28											(38)

** Does not include completions from private providers of workforce training, and public and private four-year institutions **

Table 2v -- Targeted Occupations in Workforce Region 22 (Broward)

DRAFT

OCCUPATION	EFI	Open-ings	Mean Wage	Comm. Coll.			District			Private	Apprenticeship				Openings Minus Total Comp.
				Pgr	Enr	Comp	Pgr	Enr	Comp	Pgr	Pgr	Enr	Comp		
291126 Respiratory Therapists	Y	34	21.87	2	20	8									(26)
292041 *Emergency Medical Tech. & Paramedics	Y	33	12.93	3	982	848				6					815
292034 Radiologic Technologists & Tech.	Y	30	21.16	2	109	27				3					(3)
292021 Dental Hygienists	Y	20	21.97	1	30	12									(8)
INFORMATION TECHNOLOGY															
151081 *Network Systems & Data Comm. Analysts	Y	187	29.83	2	185	23				20					(164)
151041 Computer Support Specialists	Y	105	18.53				1	109	10	86					(95)
151031 Computer Software Engineers, Applications	Y	82	35.89												(82)
151071 Network & Computer Systems Administrators	Y	72	28.83	2	158	27	1	83	56	8					11
113021 *Computer & Information Systems Mgrs	Y	62	50.09	3	177	31				2					(31)
151051 Computer Systems Analysts	Y	62	30.36												(62)
151021 *Computer Programmers	Y	60	31.78	3	131	18	1	29	9	2					(33)
271024 *Graphic Designers	Y	58	16.19	4	203	26	1	17	7	7					(25)
271014 Multi-Media Artists & Animators	Y	46	28.71				2	108	43	4					(3)
OTHER															
434051 Customer Service Representatives	N	646	13.43												(646)
436011 Executive Secretaries & Administrative Asst.	N	343	18.20	3	10	11	1	216	15	3					(317)
433031 Bookkeeping, Accounting, & Auditing Clerks	N	330	14.44	3	241	55	1	152	45	1					(230)
493023 *Automotive Service Tech. & Mechanics	Y	238	16.23	2	171	25	2	531	786	1					573
431011 First-Line Superv. of Office & Admin. Support Wkrs	N	223	21.85	3	82	11									(212)
333051 *Police & Sheriff's Patrol Officers	N	170	25.01	3	288	370									200
533032 *Truck Drivers, Heavy & Tractor-Trailer	Y	126	14.46				1	100	85	1					(41)
232011 *Paralegals & Legal Assistants	Y	113	16.95	2	262	39				6					(74)
119141 Property, Real Estate & Community Assoc. Mgrs	Y	91	28.35												(91)
332011 *Fire Fighters	N	80	23.54				1	493	241						161
113011 *Administrative Services Managers	Y	61	35.11												(61)
493031 *Bus & Truck Mechanics & Diesel Engine Spec.	Y	56	16.44												(56)
119051 *Food Service Managers	Y	54	20.68	4	78	14	1	17	0	2					(40)
413041 Travel Agents	Y	47	14.37							2					(47)
112021 Marketing Managers	Y	45	43.60	4	400	46				6					1
132051 Financial Analysts	Y	43	22.10												(43)
333012 *Correctional Officers & Jailers	N	30	19.46	1	39	85									55
436012 *Legal Secretaries	N	29	21.37	1	4	0	1	31	13						(16)
132052 Personal Financial Advisors	Y	28	33.81												(28)
272012 Producers & Directors	Y	28	23.36												(28)
351011 *Chefs & Head Cooks	Y	27	17.98							1					(27)

** Does not include completions from private providers of workforce training, and public and private four-year institutions **

Table 2v -- Targeted Occupations in Workforce Region 22 (Broward)

DRAFT

OCCUPATION	EFI	Open-ings	Mean Wage	Comm. Coll.			District			Private	Apprenticeship				Openings Minus Total Comp.
				Pgr	Enr	Comp	Pgr	Enr	Comp	Pgr	Pgr	Enr	Comp		
112011 Advertising & Promotions Managers	Y	26	35.11												(26)
493011 *Aircraft Mechanics & Service Tech.	Y	25	22.29	3	157	73									48
131031 Claims Adjusters, Examiners, & Investigators	Y	16	21.99												(16)

* Denotes apprenticeable occupations

EFI= Enterprise Florida Key Sectors, Openings = Average annual openings through 2011, Mean Wage = Average hourly wage in 2004

Pgr = No. of programs in 2003-04, Enr = No. of enrollments in 2003-04, Comp = No. of program completers in 2003-04 (Private refers to non-public providers of workforce training in Florida)

Gray shaded areas indicate no program available

Source: Agency for Workforce Innovation and Florida Department of Education. Prepared by CEPRI.

**** Does not include completions from private providers of workforce training, and public and private four-year institutions ****

Table 2w -- Targeted Occupations in Workforce Region 23 (Miami-Dade, Monroe)

DRAFT

OCCUPATION	EFI	Open-ings	Mean Wage	Comm. Coll.			District			Private	Apprenticeship			Openings Minus Total Comp.
				Pgr	Enr	Comp	Pgr	Enr	Comp	Pgr	Pgr	Enr	Comp	
CONSTRUCTION														
472111 *Electricians	Y	262	16.15				2	93	8		3	247	17	(237)
472031 *Carpenters	Y	231	13.88				1	65	4					(227)
471011 First-Line Superv. of Constr. & Extraction Wkrs	Y	197	20.21											(197)
491011 First-Line Superv. of Mechanics, Install., & Repair.	Y	149	22.85											(149)
472152 *Plumbers, Pipefitters, & Steamfitters	Y	148	18.18				1	34	1		3	363	33	(114)
499052 *Telecomm. Line Install. & Repair.	Y	82	13.81											(82)
472141 *Painters, Constr. & Maintenance	Y	73	12.64											(73)
493021 *Automotive Body & Related Repair.	N	71	16.18				1	215	53					(18)
271025 Interior Designers	Y	70	17.85	1	82	9								(61)
119021 Construction Managers	Y	68	29.01	1	49	5				1				(63)
472073 *Operating Engineers/Constr. Equip. Oper.	Y	62	15.50								1	49	14	(48)
173011 *Architectural & Civil Drafters	Y	60	18.77	3	88	13	1	339	12	10				(35)
514121 *Welders, Cutters, Solderers, & Brazers	Y	59	13.62				1	130	15					(44)
173023 *Electrical & Electronic Engineering Tech.	Y	58	21.43	2	126	17								(41)
472211 *Sheet Metal Workers	Y	56	17.17								1	44	12	(44)
499021 *Heating, A.C., & Refrig. Mechanics & Install.	Y	51	15.55	1	21	0	1	627	54	4	2	2	1	4
472181 *Roofers	N	26	12.43								1	0	0	(26)
173024 Electro-Mechanical Tech.	Y	25	18.68	1	8	0	1	164	7	1				(18)
173031 *Surveying & Mapping Tech.	Y	5	15.18											(5)
CRITICAL NEED														
399011 *Child Care Workers	N	458	6.97				1	12	0					(458)
EDUCATION														
251194 Vocational Education Teachers, Postsecondary	Y	48	15.09							4				(48)
HEALTH SCIENCES														
291111 Registered Nurses	Y	1016	23.26	3	1244	628				4				(388)
311012 *Nursing Aides, Orderlies, & Attendants	Y	412	9.26				2	626	120	56				(292)
292061 *Licensed Practical & Licensed Vocational Nurses	Y	272	14.57	1	85	30	1	594	158	4				(84)
319092 *Medical Assistants	Y	248	11.49	1	31	15	1	247	14	37				(219)
292034 Radiologic Technologists & Tech.	Y	143	19.83	2	365	50				15				(93)
319091 *Dental Assistants	Y	112	12.47				1	68	7	8	1	1	0	(105)
119111 Medical & Health Services Managers	Y	68	44.78	1	11	0				4				(68)
436013 *Medical Secretaries	N	63	11.29				1	16	0	12				(63)
291126 Respiratory Therapists	Y	55	19.47	1	43	9				1				(46)
292041 *Emergency Medical Tech. & Paramedics	Y	50	11.79	4	907	183				4				133
292011 Medical & Clinical Laboratory Technologists	Y	46	21.40	1	0	6								(40)

** Does not include completions from private providers of workforce training, and public and private four-year institutions **

Table 2w -- Targeted Occupations in Workforce Region 23 (Miami-Dade, Monroe)

DRAFT

OCCUPATION	EFI	Open-ings	Mean Wage	Comm. Coll.			District			Private	Apprenticeship			Openings Minus Total Comp.
				Pgr	Enr	Comp	Pgr	Enr	Comp	Pgr	Pgr	Enr	Comp	
292021 Dental Hygienists	Y	44	29.13	1	99	32				1				(12)
292055 *Surgical Technologists	Y	36	15.38				1	6	3	8				(33)
292012 *Medical & Clinical Laboratory Tech.	Y	35	16.98	1	49	13				1				(22)
312021 Physical Therapist Assistants	Y	35	18.81	1	92	19								(16)
292031 Cardiovascular Technologists & Tech.	Y	31	16.40				1	7	0	7				(31)
INFORMATION TECHNOLOGY														
151041 Computer Support Specialists	Y	121	19.24	1	131	17	2	669	10	77				(94)
151051 Computer Systems Analysts	Y	113	28.83	1	23	5								(108)
151031 Computer Software Engineers, Applications	Y	106	37.56											(106)
151071 Network & Computer Systems Administrators	Y	103	26.39	3	307	52	1	357	37	6				(14)
113021 *Computer & Information Systems Mgrs	Y	94	53.07	1	443	54				2				(40)
151021 *Computer Programmers	Y	66	32.18	6	288	29	1	154	1	7				(36)
151081 *Network Systems & Data Comm. Analysts	Y	60	32.58	3	154	24				15				(36)
271024 *Graphic Designers	Y	58	18.83	6	276	37	2	181	13	15				(8)
492011 *Computer, ATM, & Office Machine Repair.	Y	30	17.19				2	277	75					45
OTHER														
434051 Customer Service Representatives	N	670	13.25	1	38	9	1	248	5					(656)
433031 Bookkeeping, Accounting, & Auditing Clerks	N	506	13.13	3	514	67	1	269	9	6				(430)
431011 First-Line Superv. of Office & Admin. Support Wkrs	N	422	20.62	4	133	29								(393)
436011 Executive Secretaries & Administrative Asst.	N	411	17.16	3	120	10	1	576	9	13				(392)
333051 *Police & Sheriff's Patrol Officers	N	349	24.55	3	300	140								(209)
493023 *Automotive Service Tech. & Mechanics	Y	307	15.25	1	10	5	2	657	479	4	1	0	0	177
533032 *Truck Drivers, Heavy & Tractor-Trailer	Y	199	14.90				1	174	128	14				(71)
333012 *Correctional Officers & Jailers	N	178	16.98	2	382	247								69
493011 *Aircraft Mechanics & Service Tech.	Y	174	22.06	1	33	14	2	813	101					(59)
396031 Flight Attendants	N	158	23.71											(158)
119141 Property, Real Estate & Community Assoc. Mgrs	Y	114	24.53											(114)
333021 Detectives & Criminal Investigators	N	91	24.76											(91)
436012 *Legal Secretaries	N	85	21.03	1	67	6				4				(79)
119051 *Food Service Managers	Y	78	33.06	1	30	1				4				(77)
112021 Marketing Managers	Y	71	40.14	8	342	21				12				(50)
113011 *Administrative Services Managers	Y	68	36.12											(68)
131041 *Compliance Off., Exc. Safety, Agri, Constr & Transp.	Y	64	28.08											(64)
132052 Personal Financial Advisors	Y	59	25.46											(59)
493031 *Bus & Truck Mechanics & Diesel Engine Spec.	Y	54	15.88				2	203	99		1	15	1	46
272012 Producers & Directors	Y	52	29.00											(52)

** Does not include completions from private providers of workforce training, and public and private four-year institutions **

Table 2w -- Targeted Occupations in Workforce Region 23 (Miami-Dade, Monroe)

DRAFT

OCCUPATION	EFI	Open-ings	Mean Wage	Comm. Coll.			District			Private	Apprenticeship			Openings Minus Total Comp.
				Pgr	Enr	Comp	Pgr	Enr	Comp	Pgr	Pgr	Enr	Comp	
532021 Air Traffic Controllers	N	45	20.87											(45)
351011 *Chefs & Head Cooks	Y	41	21.90											(41)
131031 Claims Adjusters, Examiners, & Investigators	Y	40	27.55											(40)
331012 First-Line Supervisors of Police & Detectives	N	40	37.94	2	255	13				3				(27)
112031 Public Relations Managers	Y	38	32.47											(38)
113071 Transportation, Storage, & Distribution Mgrs	Y	38	35.42											(38)
232011 *Paralegals & Legal Assistants	Y	38	20.93	2	388	65				7				27
332011 *Fire Fighters	N	36	28.07	1	83	61								25
211023 Mental Health & Substance Abuse Social Wkrs	Y	35	20.50							6				(35)
499041 *Industrial Machinery Mechanics	Y	35	15.08								1	0	0	(35)
211092 Probation Off. & Correctional Treatment Spec.	Y	34	16.26	1	1	0								(34)
132051 Financial Analysts	Y	33	31.52											(33)
112011 Advertising & Promotions Managers	Y	30	37.81											(30)
273020 News Analysts, Reporters & Correspondents	N	29	30.05											(29)
254031 Library Tech.	N	28	12.51											(28)
535021 Captains, Mates, & Pilots of Water Vessels	N	27	26.08											(27)

* Denotes apprenticeable occupations

EFI= Enterprise Florida Key Sectors, Openings = Average annual openings through 2011, Mean Wage = Average hourly wage in 2004

Pgr = No. of programs in 2003-04, Enr = No. of enrollments in 2003-04, Comp = No. of program completers in 2003-04 (Private refers to non-public providers of workforce training in Florida)

Gray shaded areas indicate no program available

Source: Agency for Workforce Innovation and Florida Department of Education. Prepared by CEPRI.

**** Does not include completions from private providers of workforce training, and public and private four-year institutions ****

Table 2x -- Targeted Occupations in Workforce Region 24 (Charlotte, Collier, Glades, Hendry, Lee)

DRAFT

DRAFT

OCCUPATION	EFI	Open-ings	Mean Wage	Comm. Coll.			District			Private	Apprenticeship			Openings Minus Total Comp.
				Pgr	Enr	Comp	Pgr	Enr	Comp	Pgr	Pgr	Enr	Comp	
CONSTRUCTION														
471011 First-Line Superv. of Constr. & Extraction Wkrs	Y	206	23.43											(206)
472031 *Carpenters	Y	199	15.21				2	44	25		1	6	0	(174)
472111 *Electricians	Y	128	15.42				2	29	6		4	247	39	(83)
472141 *Painters, Constr. & Maintenance	Y	111	13.60											(111)
491011 First-Line Superv. of Mechanics, Install., & Repair.	Y	74	24.49											(74)
119021 Construction Managers	Y	64	40.62											(64)
472073 *Operating Engineers/Constr. Equip. Oper.	Y	63	13.85											(63)
472152 *Plumbers, Pipefitters, & Steamfitters	Y	53	16.33				1	11	5		3	170	9	(39)
499021 *Heating, A.C., & Refrig. Mechanics & Install.	Y	53	16.67				1	20	10		2	145	21	(22)
472081 *Drywall & Ceiling Tile Install.	N	43	15.63											(43)
473012 Helpers - Carpenters	N	40	11.18											(40)
472211 *Sheet Metal Workers	Y	39	15.13											(39)
472181 *Roofers	N	36	14.24								1	0	0	(36)
517011 *Cabinetmakers & Bench Carpenters	N	36	12.71											(36)
472161 *Plasterers & Stucco Masons	N	34	16.91											(34)
173031 *Surveying & Mapping Tech.	Y	29	14.03											(29)
472051 *Cement Masons & Concrete Finishers	N	29	15.82											(29)
514121 *Welders, Cutters, Solderers, & Brazers	Y	27	14.37				1	17	16					(11)
472021 *Brickmasons & Blockmasons	N	25	16.58											(25)
492022 *Telecomm. Equip. Install. & Repair.	Y	25	20.73								1	6	0	(25)
173011 *Architectural & Civil Drafters	Y	22	17.75	1	179	9	5	142	80	1				67
493021 *Automotive Body & Related Repair.	N	22	21.73				1	20	22					0
173023 *Electrical & Electronic Engineering Tech.	Y	8	15.98	1	1	0								(8)
499052 *Telecomm. Line Install. & Repair.	Y	6	13.80											(6)
CRITICAL NEED														
399011 *Child Care Workers	N	139	7.37											(139)
HEALTH SCIENCES														
291111 Registered Nurses	Y	378	22.62	1	446	77				1				(301)
311012 *Nursing Aides, Orderlies, & Attendants	Y	200	10.02				5	614	947	2				747
319092 *Medical Assistants	Y	187	11.41				2	52	5	2				(182)
292061 *Licensed Practical & Licensed Vocational Nurses	Y	136	16.14				3	395	128					(8)
436013 *Medical Secretaries	N	77	12.18				3	71	3	4				(74)
319091 *Dental Assistants	Y	57	14.53	1	27	13	2	63	31	1				(13)

**** Does not include completions from private providers of workforce training, and public and private four-year institutions ****

Table 2x -- Targeted Occupations in Workforce Region 24 (Charlotte, Collier, Glades, Hendry, Lee)

DRAFT

DRAFT

OCCUPATION	EFI	Open-ings	Mean Wage	Comm. Coll.			District			Private	Apprenticeship			Openings Minus Total Comp.
				Pgr	Enr	Comp	Pgr	Enr	Comp	Pgr	Pgr	Enr	Comp	
119111 Medical & Health Services Managers	Y	40	39.96											(40)
291126 Respiratory Therapists	Y	35	18.98	1	53	18								(17)
292034 Radiologic Technologists & Tech.	Y	34	21.59	1	120	42								8
292021 Dental Hygienists	Y	28	30.74	1	49	18								(10)
292041 *Emergency Medical Tech. & Paramedics	Y	26	12.08	2	505	319								293
292012 *Medical & Clinical Laboratory Tech.	Y	23	17.34											(23)
292011 Medical & Clinical Laboratory Technologists	Y	22	20.69											(22)
INFORMATION TECHNOLOGY														
151041 Computer Support Specialists	Y	37	18.03				3	36	18	3				(19)
151031 Computer Software Engineers, Applications	Y	30	36.15											(30)
113021 *Computer & Information Systems Mgrs	Y	19	37.74	1	14	7				1				(12)
271024 *Graphic Designers	Y	17	20.05				1	23	25	1				8
151021 *Computer Programmers	Y	16	29.62	2	192	8								(8)
151071 Network & Computer Systems Administrators	Y	16	25.01	1	79	15	2	29	12	2				11
151081 *Network Systems & Data Comm. Analysts	Y	13	24.61	1	19	2								(11)
151051 Computer Systems Analysts	Y	12	26.94											(12)
OTHER														
433031 Bookkeeping, Accounting, & Auditing Clerks	N	198	13.72	2	135	8	3	84	24	1				(166)
434051 Customer Service Representatives	N	195	12.53				2	9	3					(192)
493023 *Automotive Service Tech. & Mechanics	Y	150	16.30				3	143	281					131
436011 Executive Secretaries & Administrative Asst.	N	133	16.07				3	105	10					(123)
431011 First-Line Superv. of Office & Admin. Support Wkrs	N	124	19.26											(124)
533032 *Truck Drivers, Heavy & Tractor-Trailer	Y	102	16.39							2				(102)
351012 First-Line Superv. of Food Prep & Serving Wkrs	Y	99	14.13											(99)
333051 *Police & Sheriff's Patrol Officers	N	81	19.81				3	182	129					48
119141 Property, Real Estate & Community Assoc. Mgrs	Y	62	24.70											(62)
333012 *Correctional Officers & Jailers	N	54	16.82				1	314	219					165
119051 *Food Service Managers	Y	44	19.97											(44)
332011 *Fire Fighters	N	38	17.95				2	235	153					115
113011 *Administrative Services Managers	Y	31	26.01											(31)
493031 *Bus & Truck Mechanics & Diesel Engine Spec.	Y	31	16.91											(31)
232011 *Paralegals & Legal Assistants	Y	27	20.82	1	163	22				1				(5)
537032 *Excavating & Loading Machine & Dragline Oper.	N	26	13.47											(26)
436012 *Legal Secretaries	N	20	17.22				2	31	8					(12)

**** Does not include completions from private providers of workforce training, and public and private four-year institutions ****

Table 2x -- Targeted Occupations in Workforce Region 24 (Charlotte, Collier, Glades, Hendry, Lee)

DRAFT

OCCUPATION	EFI	Open-ings	Mean Wage	Comm. Coll.			District			Private	Apprenticeship			Openings Minus Total Comp.
				Pgr	Enr	Comp	Pgr	Enr	Comp	Pgr	Pgr	Enr	Comp	
112021 Marketing Managers	Y	16	33.59	1	12	0				1				(16)
493011 <i>*Aircraft Mechanics & Service Tech.</i>	Y	6	21.80				2	24	2					(4)
131031 Claims Adjusters, Examiners, & Investigators	Y	5	22.42											(5)

* Denotes apprenticeable occupations

EFI= Enterprise Florida Key Sectors, Openings = Average annual openings through 2011, Mean Wage = Average hourly wage in 2004

Pgr = No. of programs in 2003-04, Enr = No. of enrollments in 2003-04, Comp = No. of program completers in 2003-04 (Private refers to non-public providers of workforce training in Florida)

Gray shaded areas indicate no program available

Source: Agency for Workforce Innovation and Florida Department of Education. Prepared by CEPRI.

**** Does not include completions from private providers of workforce training, and public and private four-year institutions ****

Table 3 -- Summary of Florida Apprenticeship Programs by Occupation and Workforce Region, 2004

 No Program
  1+ Program, 1-10 Completers

 1+ Program, No Completers
  1+ Program, 11 + Completers

[illegible]

Table 3 -- Summary of Florida Apprenticeship Programs by Occupation and Workforce Region, 2004

[illegible]

Table 3 -- Summary of Florida Apprenticeship Programs by Occupation and Workforce Region, 2004



OCCUPATION	Comp.	WORKFORCE REGION																							
		1	2	3	4	5	6	7	8	9	10	11	12	13	14	15	16	17	18	19	20	21	22	23	24
<i>191013 Horticulturist</i>	0																								
<i>271026 Decorator</i>	0																								
<i>299011 Safety Inspector/Technician</i>	0																								
<i>313011 Landscape Management Technician</i>	0																								
<i>439011 Computer Operator</i>	0																								
<i>492092 Electrical Appliance Service</i>	0																								
<i>493051 Outboard Motor Mechanic</i>	0																								
<i>493053 Small Engine Mechanic</i>	0																								
<i>514031 Press Operator-Heavy Duty</i>	0																								
<i>516093 Furniture Upholsterer</i>	0																								
<i>518012 Substation Operator</i>	0																								
<i>518021 Boiler Operator, Stationary Engineer</i>	0																								
<i>519012 Purification Operator II</i>	0																								
<i>519081 Dental Laboratory Technician</i>	0																								
<i>519122 Painter, Transportation Equipment</i>	0																								
<i>519199 Painter, Sign</i>	0																								
Total Completers for Each Workforce Region	1,941	32	1	0	0	9	0	0	148	45	7	109	370	68	165	208	43	13	69	5	4	138	330	107	70

Source: Florida Department of Education

NOTES

Italics denote programs for an apprenticeship program is registered in the state but did not match the occupations under examination in this study (LMS Occupational Employment Projections for programs requiring long term OJT through an associate degree).

APPENDIX B – EMPLOYMENT OUTCOMES

Table 5 Apprenticeship Program Lengths

Table 6 Employment Outcomes of 1999-00 Program Completers by Gender, Year and Program Provider

Table 5 -- Apprenticeship Program Lengths

Occupation	Program Length (Yrs)
472152 Plumbers, Pipefitters, and Steamfitters	4-5
472031 Carpenters	4
472081 Drywall and Ceiling Tile Installers	4
472111 Electricians	4
472131 Insulation Workers	4
472211 Sheet Metal Workers	4
474021 Elevator Constructor	4
492095 Electrician (Powerhouse,Substation,Relay)	4
493021 Automotive Body and Related Repairers	4
493023 Automotive Service Technicians and Mechanics	4
493031 Bus and Truck Mechanics and Diesel Engine Specialists	4
499012 Meter Repairer	4
499044 Millwright	4
514011 Computer-Controlled Machine Tool Operators, M & P	4
514041 Machinists	4
514111 Die Cast/Die Maker,Bench Stamping,Mold Maker	4
518013 Power Plant Operators	4
332011 Fire Fighters	3-4
472073 Operating Engineers/Construction Equipment Operators	3-4
499021 Heating, A.C., and Refrigeration Mechanics and Installers	3-4
499041 Industrial Machinery Mechanics	3-4
499051 Electrical Power-Line Installers and Repairers	3-4
352014 Cooks, Restaurant	3
472021 Brickmasons and Blockmasons	3
472141 Painters, Construction and Maintenance	3
472161 Plasterers and Stucco Masons	3
472221 Structural Iron and Steel Workers	3
513011 Bakers	3
519122 Painter, Transportation Equipment	3
373011 Landscaping and Groundskeeping Workers	2-3
173023 Electrical and Electronic Engineering Technicians	2
352012 Cooks, Institution and Cafeteria	2
399011 Child Care Workers	2
493051 Outboard Motor Mechanic	2
493053 Small Engine Mechanic	2
499042 Maintenance and Repair Workers, General	2
519061 Inspectors, Testers, Sorters, Samplers, and Weighers	2
319091 Dental Assistants	1

Source: Apprenticeship Management Information System data for 2000

Table 6 -- Employment Outcomes of 1999-00 Program Completers by Gender, Year and Program Provider

3rd Quarter	APPRENTICESHIP				DISTRICT/COLLEGE		
	% Employed	Mean Earnings	Median Earnings	% Employed	Mean Earnings	Median Earnings	
ALL							
1993	57%	\$ 3,318	\$ 3,163	39%	\$ 3,467	\$ 2,918	
1994	64%	\$ 3,794	\$ 3,608	46%	\$ 3,586	\$ 3,163	
1995	76%	\$ 3,898	\$ 3,842	53%	\$ 3,629	\$ 3,271	
1996	84%	\$ 4,605	\$ 4,620	60%	\$ 3,857	\$ 3,545	
1997	84%	\$ 5,406	\$ 5,252	65%	\$ 4,117	\$ 3,882	
1998	90%	\$ 6,126	\$ 6,056	74%	\$ 4,611	\$ 4,487	
1999	89%	\$ 7,378	\$ 7,146	78%	\$ 5,060	\$ 4,976	
2000	76%	\$ 8,499	\$ 8,473	75%	\$ 5,907	\$ 5,743	
2001	83%	\$ 8,776	\$ 8,578	79%	\$ 6,751	\$ 6,737	
2002	80%	\$ 8,826	\$ 8,750	77%	\$ 7,264	\$ 7,287	
2003	77%	\$ 9,263	\$ 9,035	73%	\$ 7,985	\$ 7,800	
Change 2003-1993		\$ 5,945	\$ 5,873	\$ 4,518 \$ 4,882			
MALE							
1993	60%	\$ 3,474	\$ 3,301	41%	\$ 3,666	\$ 3,108	
1994	68%	\$ 3,956	\$ 3,789	49%	\$ 3,781	\$ 3,384	
1995	81%	\$ 4,145	\$ 3,998	55%	\$ 3,892	\$ 3,564	
1996	90%	\$ 4,895	\$ 4,804	63%	\$ 4,129	\$ 3,834	
1997	89%	\$ 5,803	\$ 5,518	69%	\$ 4,413	\$ 4,235	
1998	94%	\$ 6,645	\$ 6,335	78%	\$ 4,986	\$ 4,855	
1999	92%	\$ 7,978	\$ 7,560	81%	\$ 5,512	\$ 5,400	
2000	81%	\$ 9,183	\$ 8,846	77%	\$ 6,484	\$ 6,314	
2001	86%	\$ 9,673	\$ 9,284	81%	\$ 7,387	\$ 7,296	
2002	83%	\$ 9,573	\$ 9,300	79%	\$ 7,956	\$ 7,873	
2003	81%	\$ 10,029	\$ 9,605	75%	\$ 8,750	\$ 8,570	
Change 2003-1993		\$ 6,554	\$ 6,304	\$ 5,084 \$ 5,462			
FEMALE							
1993	43%	\$ 2,339	\$ 2,209	34%	\$ 2,647	\$ 2,312	
1994	45%	\$ 2,712	\$ 2,397	38%	\$ 2,730	\$ 2,250	
1995	54%	\$ 2,262	\$ 1,778	44%	\$ 2,501	\$ 2,009	
1996	57%	\$ 2,553	\$ 2,129	47%	\$ 2,616	\$ 2,285	
1997	62%	\$ 2,865	\$ 2,558	52%	\$ 2,783	\$ 2,499	
1998	74%	\$ 3,179	\$ 2,893	64%	\$ 3,058	\$ 2,703	
1999	72%	\$ 3,943	\$ 3,493	68%	\$ 3,220	\$ 2,906	
2000	55%	\$ 4,030	\$ 3,688	69%	\$ 3,739	\$ 3,286	
2001	71%	\$ 3,946	\$ 3,817	71%	\$ 4,255	\$ 3,703	
2002	63%	\$ 4,402	\$ 4,299	70%	\$ 4,600	\$ 4,031	
2003	59%	\$ 4,600	\$ 4,200	66%	\$ 5,021	\$ 4,216	
Change 2003-1993		\$ 2,261	\$ 1,991	\$ 2,374 \$ 1,904			

Source: Florida Department of Education, as summarized by AWI and CEPRI

Earnings represent all wages earned during the quarter.